

**REVISED**



**UNION SANITARY DISTRICT BOARD MEETING/  
UNION SANITARY DISTRICT FINANCING AUTHORITY  
AGENDA**

**Monday, May 11, 2020  
Regular Meeting - 7:00 P.M.**

**Union Sanitary District  
Administration Building  
5072 Benson Road  
Union City, CA 94587**

**Directors**  
Manny Fernandez  
Tom Handley  
Pat Kite  
Anjali Lathi  
Jennifer Toy

**Officers**  
Paul R. Eldredge  
*General Manager/  
District Engineer*

Karen W. Murphy  
*Attorney*

**CORONAVIRUS (COVID-19) ADVISORY NOTICE**

Consistent with Executive Orders No. N-25-20 and No. N-29-20 from the Executive Department of the State of California, the Alameda County March 31, 2020 Updated Shelter in Place Order, and Executive Order No. N-33-20, Stay-at-Home Order, the Monday, May 11, 2020, Regular Board Meeting will not be physically open to the public and all Board Members will be teleconferencing into the meeting. **To maximize public safety while still maintaining transparency and public access, members of the public can observe the meeting by following the steps listed below to listen to the Board Meeting, and may provide public comment by sending comments to the Board Clerk by email at [assistanttogm@unionsanitary.ca.gov](mailto:assistanttogm@unionsanitary.ca.gov) or via voicemail by calling 510-477-7599.** Comments will then be read into the record, with a maximum allowance of 3 minutes per individual comment, subject to the Board President's discretion. All comments should be a maximum of 500 words, which corresponds to approximately 3 minutes of speaking time. If a comment is received after the agenda item is heard but before the close of the meeting, the comment will still be included as a part of the record of the meeting but will not be read into the record.

Any member of the public who needs accommodations should email or call the Board Clerk who will use their best efforts to provide reasonable accommodations to provide as much accessibility as possible while also maintaining public safety in accordance with the Union Sanitary District procedure for resolving reasonable accommodation requests.

To listen to this Regular Board Meeting through Zoom:

Call: 1-888-788-0099 or 1-877-853-5247

Meeting ID: 922 7035 0647 #

Participant ID: #

**Click the Zoom link below to watch and listen:**  
<https://us02web.zoom.us/j/92270350647>

## REVISED

- |             |     |  |
|-------------|-----|--|
|             | 1.  | Call to Order.   |
|             | 2.  | <del>Salute to the Flag.</del> (This item has been suspended due to the COVID-19 pandemic.)  |
|             | 3.  | Roll Call.   |
| Motion      | 4.  | Approve Minutes of the Union Sanitary District Special Board Meeting of April 20, 2020.  |
| Motion      | 5.  | Approve Minutes of the Union Sanitary District Board Meeting of April 27, 2020.  |
|             | 6.  | Written Communications.  |
|             | 7.  | Public Comment.<br>Public Comment is limited to three minutes per individual, with a maximum of 30 minutes per subject. If the comment relates to an agenda item, the speaker should address the Board at the time the item is considered. Speaker cards will be available in the Boardroom and are requested to be completed prior to the start of the meeting.   |
| Motion      | 8.  | Consideration of Sewer Service Charge Rates for Fiscal Years 2021 to 2025:<br>(A) Hold Public Hearing on Sewer Service Charges for Fiscal Years 2021 to 2025, Consider Protests and Cost of Service Study on Sewer Service Charge Rates for Fiscal Years 2021 Through 2025; and<br>(B) Consider Adopting Ordinance No. 31.40, Amending Ordinance No. 31.39, Setting the Sewer Service Charges Specified Therein for Fiscal Years 2021 Through 2025.<br><a href="https://unionsanitary.ca.gov/meetings/virtual-public-hearing">Link to Virtual Public Hearing Webpage and PowerPoint presentation:</a><br><a href="https://unionsanitary.ca.gov/meetings/virtual-public-hearing">https://unionsanitary.ca.gov/meetings/virtual-public-hearing</a> |
| Information | 9.  | COVID-19 Update.   |
| Information | 10. | Check Register.  |
| Information | 11. | Committee Meeting Reports. <i>(No Board action is taken at Committee meetings):</i><br>a. Legal/Community Affairs Committee – will not meet.<br>b. Budget & Finance Committee – will not meet.<br>c. Engineering and Information Technology Committee – will not meet.<br>d. Personnel Committee – will not meet.<br>e. Legislative Committee – will not meet.<br>f. Audit Committee – will not meet.  |
| Information | 12. | General Manager’s Report. <i>(Information on recent issues of interest to the Board).</i>  |
|             | 13. | Other Business:<br>a. Comments and questions. <i>Directors can share information relating to District business and are welcome to request information from staff.</i><br>b. Scheduling matters for future consideration.   |
|             | 14. | Adjournment – The Board will then adjourn to the next Regular Board Meeting in the Boardroom on Tuesday, May 26, 2020, at 4:00 p.m.  |

The facilities at the District Offices are wheelchair accessible. Any attendee requiring special accommodations at the meeting should contact the General Manager’s office at (510) 477-7503 at least 24 hours in advance of the meeting.

**MINUTES OF THE SPECIAL MEETING OF THE  
BOARD OF DIRECTORS OF  
UNION SANITARY DISTRICT  
April 20, 2020**

**Consistent with Executive Order No. N-25-20 from the Executive Department of the State of California and the Alameda County Public Health Department's March 16, 2020 Shelter in Place Order, the District's April 20, 2020, Special Meeting was not physically open to the public. In order to maximize public safety while still maintaining transparency, members of the public were able to attend the public portion of the meeting telephonically.**

**CALL TO ORDER**

President Handley called the special meeting to order at 11:00 a.m.

**ROLL CALL**

PRESENT: Tom Handley, President  
Pat Kite, Vice President  
Anjali Lathi, Secretary  
Manny Fernandez, Director  
Jennifer Toy, Director

STAFF: Paul Eldredge, General Manager/District Engineer  
Karen Murphy, District Counsel  
Regina McEvoy, Executive Assistant to the General Manager/Board Clerk

**PUBLIC COMMENT**

There was no public comment.

**CLOSED SESSION**

The Union Sanitary District Board of Directors adjourned to closed session for the following:

Conference with Legal Counsel – Anticipated Litigation  
Significant exposure to litigation pursuant to paragraph (2) of subdivision (d) of  
Government Code Section 54956.9: One potential case

There was no reportable action.

**ADJOURNMENT:**

The special meeting was adjourned at approximately 12:10 p.m. to the next Regular Meeting in the Boardroom on Monday, April 27, 2020, at 4:00 p.m.

SUBMITTED:

ATTEST:

\_\_\_\_\_  
REGINA McEVOY  
BOARD CLERK

\_\_\_\_\_  
ANJALI LATHI  
SECRETARY

APPROVED:

\_\_\_\_\_  
TOM HANDLEY  
PRESIDENT

Adopted this 11<sup>th</sup> day of May, 2020

**MINUTES OF THE MEETING OF THE  
BOARD OF DIRECTORS OF  
UNION SANITARY DISTRICT/UNION SANITARY DISTRICT FINANCING  
AUTHORITY  
April 27, 2020**

**Consistent with Executive Orders No. N-25-20 and No. N-29-20 from the Executive Department of the State of California, the Alameda County March 16, 2020 Shelter in Place Order, and Executive Order No. N-33-20, Stay-at-Home Order, the Monday, April 27, 2020, Regular Board Meeting was not physically open to the public and all Board Members teleconferenced into the meeting. To maximize public safety while still maintaining transparency and public access, members of the public were able to listen to the Board Meeting, and provide public comment by sending comments to the Board Clerk.**

**CALL TO ORDER**

President Handley called the meeting to order at 4:00 p.m. The regular meeting time was modified due to the COVID-19 emergency.

**SALUTE TO THE FLAG**

**ROLL CALL**

PRESENT: Tom Handley, President  
Pat Kite, Vice President  
Anjali Lathi, Secretary  
Manny Fernandez, Director  
Jennifer Toy, Director

STAFF: Paul Eldredge, General Manager/District Engineer  
Karen Murphy, District Counsel  
Sami Ghossain, Technical Services Manager  
Armando Lopez, Treatment and Disposal Services Manager  
James Schofield, Collection Services Manager  
Robert Simonich, Fabrication Construction and Maintenance Manager  
Laurie Brenner, Business Services Coach  
Regina McEvoy, Executive Assistant to the General Manager/Board Clerk

**APPROVE MINUTES OF THE UNION SANITARY DISTRICT BOARD MEETING OF  
APRIL 13, 2020**

It was moved by Vice President Kite, seconded by Director Toy, to Approve the Minutes of the Board Meeting of April 13, 2020. Motion carried with the following vote:

AYES: Fernandez, Handley, Kite, Lathi, Toy  
NOES: None  
ABSTAIN: None  
ABSENT: None

## **MARCH 2020 MONTHLY OPERATIONS REPORT**

General Manager Eldredge provided an overview of the Odor Report and Work Group Reports included in the Board meeting packet.

Business Services Coach Brenner reviewed the financial reports included in the Board meeting packet.

### **WRITTEN COMMUNICATIONS**

There were no written communications.

### **PUBLIC COMMENT**

There was no public comment.

### **SELECT BOARDMEMBERS TO REPRESENT UNION SANITARY DISTRICT ON EXTERNAL COMMITTEES FOR FISCAL YEAR 2021**

General Manager Eldredge stated Policy No. 3070 calls for the Board to annually select representatives and alternates for the four following External Committees: Alameda County Water District Finance Authority (ACWDFA), East Bay Dischargers Authority Commission (EBDA), Alameda County California Special Districts Association (ACSDA), and Southern Alameda County Geographic Information System Joint Powers Authority. Current Board representatives and alternates for external committees and a table showing Boardmember preferences for external committee assignments were included in the Board meeting packet. Staff recommended the Board select members to serve the Fiscal Year 2021 term as USD representatives on the Alameda County Water District Finance Authority, East Bay Dischargers Authority Commission, Alameda County Chapter of the California Special Districts Association, and the Southern Alameda County Geographic Information System Joint Powers Authority.

It was moved by Director Fernandez, seconded by Director Toy, to Accept the Following External Committee Assignments for Fiscal Year 2021:

<b>External Committee</b>	<b>Board Representative</b>	<b>1<sup>st</sup> Alternate</b>	<b>2<sup>nd</sup> Alternate</b>
ACWDFA	Pat Kite	Anjali Lathi	Jennifer Toy
EBDA	Jennifer Toy	Anjali Lathi	Tom Handley
ACSDA	Jennifer Toy	Pat Kite	Manny Fernandez
SACGISA	Tom Handley	Manny Fernandez	Anjali Lathi

Motion carried with the following vote:

AYES: Fernandez, Handley, Kite, Lathi, Toy  
NOES: None  
ABSTAIN: None  
ABSENT: None

**CONSIDER A RESOLUTION OF APPLICATION TO LAFCO FOR ANNEXATION NO. U-296, COYOTE HILLS – PATTERSON RANCH, IN THE CITY OF FREMONT**

This item was reviewed by the Legal/Community Affairs Committee. Technical Services Manager Ghossain stated the East Bay Regional Park District (EBRPD) submitted a request to annex one parcel, Assessor Parcel Number 543-0439-003-19 comprising 182.6 acres, to the District. The area to be annexed is part of the EBRPD's Coyote Hills Restoration and Public Access Project located on the west side of Paseo Padre Parkway between Ardenwood Boulevard and Kaiser Drive in the City of Fremont. EBRPD's Coyote Hills Restoration and Public Access Project will include habitat restoration, new and improved public access trails, an organic farming and urban agricultural area, picnic facilities with a restroom and drinking water, and an upgraded park entry with a kiosk, parking, and traffic circulation improvements. Details regarding the California Environmental Quality Act Final Environmental Impact Report certified by EBRPD were included in the Board meeting packet. Staff recommended the Board consider adopting a resolution of application that requests the Local Agency Formation Commission of Alameda County (LAFCO) begin proceedings for Annexation No. U-296, Coyote Hills – Patterson Ranch, located on the west side of Paseo Padre Parkway between Ardenwood Boulevard and Kaiser Drive in the City of Fremont.

It was moved by Director Fernandez, seconded by Vice President Kite, to Adopt Resolution No. 2891 A Resolution of Application by Union Sanitary District Requesting the Local Agency Formation Commission begin Proceedings for Annexation No. U-296. Motion carried with the following vote:

AYES: Fernandez, Handley, Kite, Lathi, Toy  
NOES: None  
ABSTAIN: None  
ABSENT: None

**UPDATE AND DISCUSSION ON PROPOSITION 218 RATE HEARING**

District Counsel Murphy stated President Handley, with the concurrence of the Board, requested an agenda item to review the following items: (1) check in on the May 11 hearing; (2) issues regarding whether the Board could see protests or a summary of protests in advance of the hearing; and (3) methods for public participation at the May 11 hearing.

District Counsel Murphy stated planning for the upcoming public hearing had been ongoing and the District held a Virtual Public Information Meeting on April 21, 2020. District staff have posted informational materials on the District website and shared information via social media and by emailing various community groups throughout the service area. District staff communicated with Fremont, Newark, and Union City staff regarding the public information meeting and the upcoming public hearing. Staff did not recommend providing copies or redacted versions of protests to the Board prior to the May 11 public hearing as it would be inconsistent with District policy dictating the handling of 218 protests. Staff may make protests available after the close of the public hearing and after protests have been tallied but before the Board acts on the proposed rates as the protests will then be considered public records. The District will conduct the meeting via Zoom at the time and date listed on the public hearing notice, May 11, 2020, at 7:00 p.m. The public would be able to listen to the meeting and will be able to submit

comments by email or voicemail both before and during the meeting. Comments received will be read into the record during the public hearing.

Staff recommended the Board provide direction, as necessary.

The Board directed staff to prepare a PowerPoint to present during the May 11, 2020, Board meeting. The Board will consider speaker time limits prior to the start of the May 11 Public Hearing.

#### **INFORMATION ITEMS:**

##### **Board of Directors Internal Committee Assignments 2020-2021**

President Handley presented Board internal committee assignments for 2020-2021.

##### **CAL-Card 3<sup>rd</sup> Quarter Activity Report**

General Manager Eldredge provided a summary of the CAL-Card 3<sup>rd</sup> Quarter Activity Report and noted the first expense on the list for Best Buy was to purchase laptops to enable District staff to work from home in compliance with the shelter in place order.

##### **Boardmember Expenses, Third Quarter FY20**

General Manager Eldredge provided an overview of Boardmember expenses report included in the Board meeting packet.

##### **COVID-19 Update**

General Manager Eldredge provided an update regarding COVID-19 impacts on District operations and associated coordination efforts.

##### **Check Register**

There were no questions regarding the Check Register.

#### **COMMITTEE MEETING REPORTS:**

The Budget & Finance and Legal/Community Affairs Committees met.

#### **GENERAL MANAGER'S REPORT:**

General Manager Eldredge had nothing further to report.

#### **OTHER BUSINESS:**

There was no other business.

#### **ADJOURNMENT:**

The meeting was adjourned at 5:10 p.m. to the next Regular Meeting at 7:00 p.m. in the Alvarado Conference Room on Monday, May 11, 2020.

SUBMITTED:

ATTEST:

---

REGINA McEVOY

---

ANJALI LATHI

BOARD CLERK

SECRETARY

APPROVED:

---

TOM HANDLEY  
PRESIDENT

Adopted this 11<sup>th</sup> day of May 2020





**Directors**  
Manny Fernandez  
Tom Handley  
Pat Kite  
Anjali Lathi  
Jennifer Toy

**Officers**  
Paul R. Eldredge  
*General Manager/  
District Engineer*

Karen W. Murphy  
*Attorney*

**MAY 11, 2020  
BOARD OF DIRECTORS MEETING  
AGENDA ITEM # 8**

**TITLE:**           **Consideration of Sewer Service Charge Rates for Fiscal Years 2021 To 2025:  
(A) Hold Public Hearing on Sewer Service Charges for Fiscal Years 2021 To 2025,  
Consider Protests and Cost of Service Study on Sewer Service Charge Rates for  
Fiscal Years 2021 Through 2025; and  
(B) Consider Adopting Ordinance No. 31.40, Amending Ordinance No. 31.39,  
Setting the Sewer Service Charges Specified Therein for Fiscal Years 2021  
Through 2025. *(This is a Motion Item)***

**SUBMITTED:**   Paul R. Eldredge, General Manager/District Engineer  
Karen W. Murphy, General Counsel

**Recommendation**

- (a) Hold Public Hearing on sewer service charges for Fiscal Years 2021 to 2025, consider protests and cost of service study on sewer service charge rates for fiscal years 2021 through 2025; and
- (b) Consider adopting Ordinance 31.40, amending Ordinance No. 31.39, setting the sewer service charges specified therein for fiscal years 2021 through 2025.

**Previous Board Action**

- January 29, 2020 Board Workshop – Board provided direction on Proposition 218 hearing
- February 12, 2020 Board Workshop – Board provided direction on Proposition 218 notice
- March 17, 2020 Special Meeting – Board provided direction to proceed with Proposition 218 hearing
- April 27, 2020 Board Meeting – Board provided direction on Proposition 218 hearing

**Background**

Serving the cities of Fremont, Newark, and Union City, Union Sanitary District manages a large collection of facilities that includes over 839 miles of sewer lines, seven pump stations, and the buildings and equipment at the Union City Wastewater Treatment Plant. In total, the District is responsible for operating, maintaining, and replacing over \$681 million of assets. The District's FY 2020 operating budget is over \$76.8 million, and raises revenue from two primary sources: (1) Sewer service charges paid by residential customers, businesses, and other users of the system;

and (2) Capacity fees paid by developers and others who connect to USD's system. Capacity fees are limited to the amount necessary to fund new development's proportionate share of the cost of improvements.

A public hearing notice was sent to all USD customers in mid-March of 2020 pursuant to Article XIII(D), Section 6 of the California Constitution and California Government Code Section 53755. The underlying study to determine the rates and the hearing notice were prepared well before the current COVID-19 emergency.

The proposed rates are based on the results of the most recent, comprehensive study of the cost of providing sewer service from July 2021 through June 2025. This study calculated rates by determining the proportional allocation of costs for sewer service between residential, commercial, and industrial users based on each class' use of services and impact on the system. State law provides that the District establish rates sufficient to cover operating expenses, including interest on debts, and expenses necessary for the replacement or construction of facilities. The District operates as a non-profit and can only charge the amount necessary to cover its costs to provide sewer service.

The rate study and Notice of Public Hearing were put in motion before the current COVID-19 situation. USD carefully considered the impacts of postponing the proposed rate increases, and it became very clear that any delay would impact the District's operations in the years ahead. The District's infrastructure needs now and for the next 10 years were overwhelming factors in this determination to move forward with the proposed increases. USD's 10-year Capital Improvement Program budget is currently estimated at \$644,350,000, and these infrastructure investments are necessary in order to maintain safe, reliable operations that comply with current and planned regulatory requirements.

The District must move forward with required capital improvement projects to address current issues, such as aging infrastructure that, though well-maintained, has reached the end of its useful life and the rising costs of wastewater treatment due to changes in the wastewater characteristics received at the plant (e.g. increased solids loadings). The capital program will require over a full decade of construction. It is currently estimated that each year the District's critical capital projects are delayed; the costs increase by approximately \$12.5 million per year. Therefore, moving forward now is estimated to save costs in the long-term.

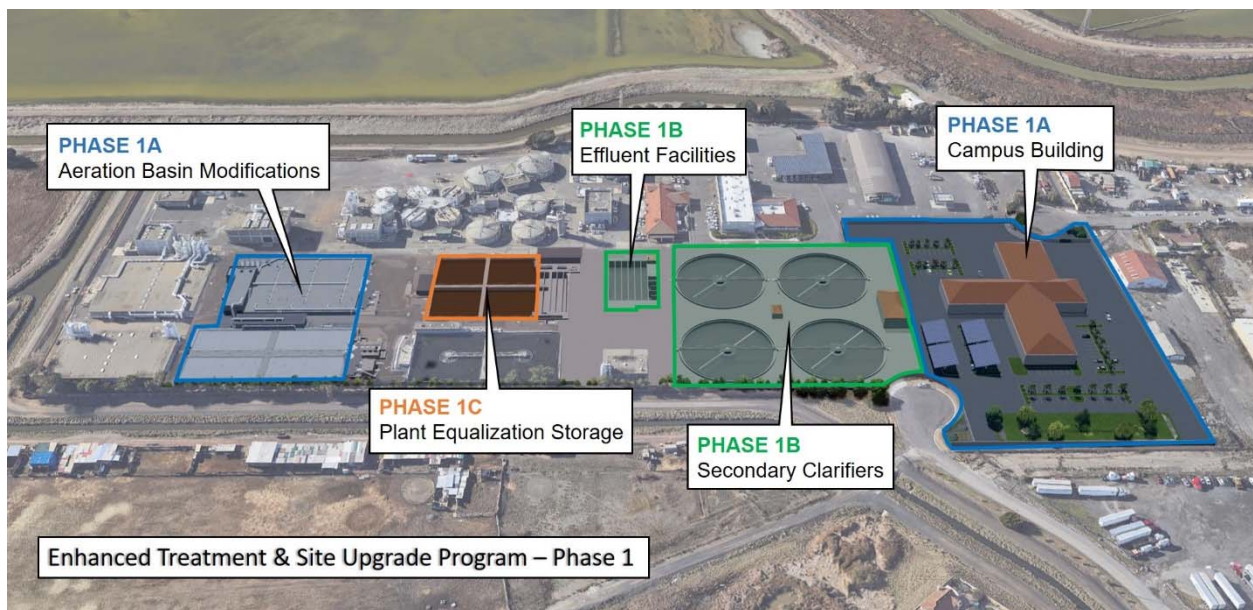
### **Capital Improvement Program**

The District maintains a large number of facilities and equipment, much of it built in the late 1970's and some dating back to the 1960's. Although USD's infrastructure has been well-maintained over the years, major components of the 33-acre treatment plant have reached the end of their useful life and are functionally obsolete, will be unable to treat wastewater to meet changing government requirements, or do not meet current seismic standards. As the provider of an essential service, the District is mandated by state and federal requirements to responsibly maintain its infrastructure to avoid catastrophic failures, minimize service disruptions, and protect the environment.

The evaluation of the District's capital needs as well as the planning for the required capital improvements began in 2015. As discussed at numerous public Board meetings and workshops over the last several years, USD conducted thorough evaluations of its infrastructure needs with the primary goal of utilizing existing assets to their fullest extent to decrease construction costs and reduce impacts on rates. These evaluations culminated in a number of public workshops

focused on the District's overall infrastructure. The years-long effort and evaluation resulted in USD's Enhanced Treatment and Site Upgrade Program report, the largest and most comprehensive capital improvement program in the District's history (ETSU). The report is available at [unionsanitary.ca.gov/etsu](https://unionsanitary.ca.gov/etsu).

The ETSU Program includes projects that not only upgrade and bring infrastructure up to current standards, but also prepare for future treatment processes such as nutrient removal (nitrogen, phosphorus, and ammonia), preserve capacity for a growing Bay Area, and manage the effects of a changing environment.



### Low-Income Discount Program

The District has received a number of comments from ratepayers asking about a low-income or senior discount program. State law and regulations limit the source of funds that can be used for a discount program. State law dictates that all customers must pay no more than the proportional share of the cost to provide their service. Therefore, one segment of the customer base cannot subsidize another customer group, as the first group would have to pay more than its proportional share to subsidize such costs.

In light of these restrictions, most agencies with discount programs fund the programs with revenues received from other or new sources such as penalties or late charges which are typically initiated at the time the discount program is established. Since the District collects its sewer service charges on the tax rolls, there are no late charges to use for a discount program.

Given the number of inquiries from rate payers and the continued interest from the Board, staff recommends the District continue to explore and evaluate other possible funding sources for a discount program, including, but not limited to, any future federal or state grants or programs in light of COVID-19 or other non-restricted funds. If the Board concurs with this recommendation staff will return with an update within the next 6 months.

## Proposed Rates

State law provides that the District establish rates sufficient to cover operating expenses, including interest on debts, and expenses necessary for the replacement and construction of facilities. The proposed rates are based on results of the most recent, comprehensive study of the cost of providing sewer service from July 2020 through June 2025. In compliance with state law and industry standards, this study calculated rates by determining the equitable allocation of costs for sewer service between residential, commercial, and industrial users.

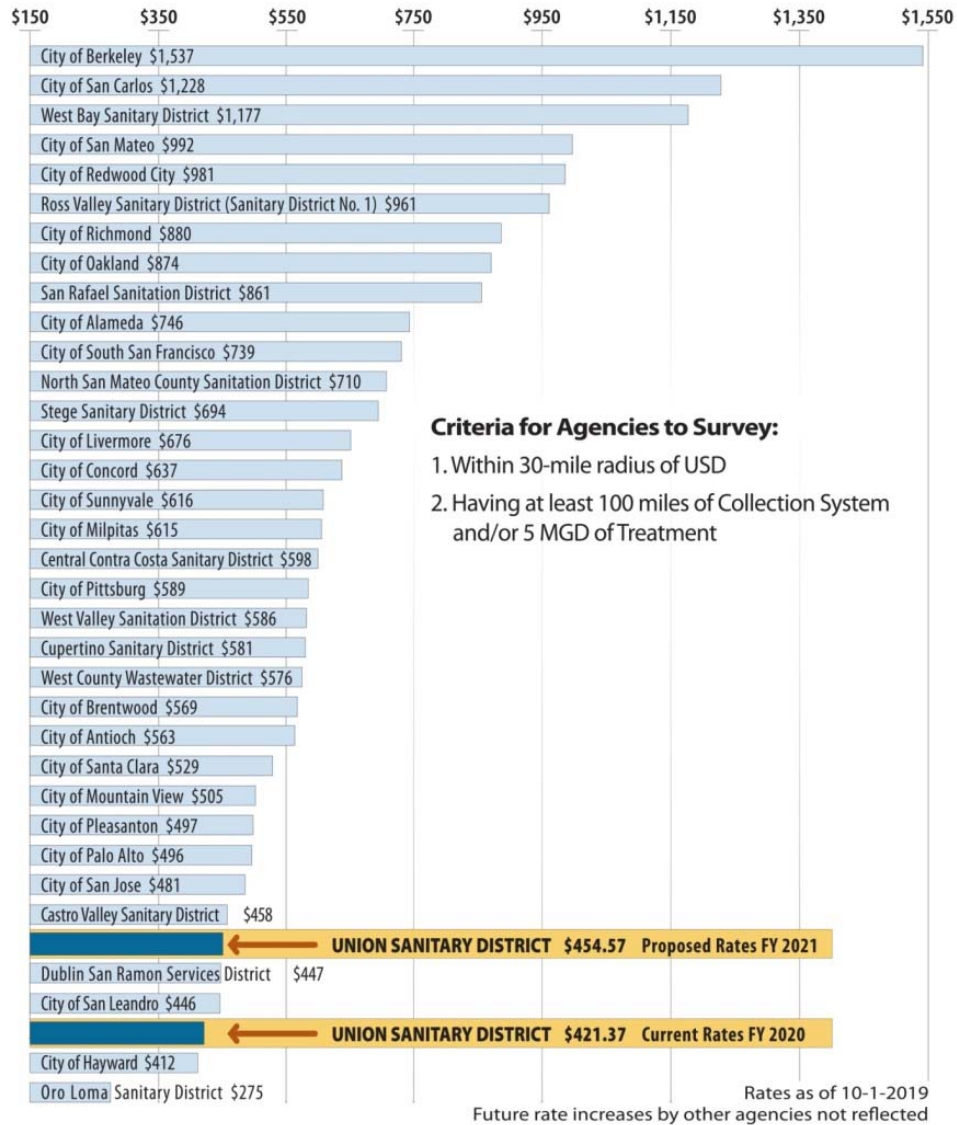
The below table summarizes the proposed sewer service charges for all customer classifications for FYs 2021-2025.

	FY 21	FY 22	FY 23	FY 24	FY 25
<b>Residential (\$/Dwelling Unit)</b>					
Single Family Residences	\$454.57	\$490.93	\$530.21	\$569.97	\$611.58
Multiple Family Residences	\$400.58	\$432.63	\$467.24	\$502.28	\$538.95
<b>Commercial (\$/1,000 gals)</b>					
Strong	\$12.53	\$13.53	\$14.61	\$15.71	\$16.85
Moderate	\$6.06	\$6.54	\$7.07	\$7.60	\$8.15
Weak	\$5.08	\$5.49	\$5.93	\$6.37	\$6.83
Fast-Food Restaurant	\$12.62	\$13.63	\$14.72	\$15.83	\$16.98
Full-Service Restaurant	\$12.64	\$13.65	\$14.74	\$15.85	\$17.01
<b>Industrial</b>					
Volume (\$/1,000 gals)	\$2.99	\$3.22	\$3.48	\$3.74	\$4.02
COD (\$/1,000 lbs)	\$338.87	\$365.98	\$395.26	\$424.91	\$455.92
Suspended Solids (\$/1,000 lbs)	\$909.90	\$982.69	\$1,061.30	\$1,140.90	\$1,224.19
<b>Minimum Charge Per Account for non-residential customers</b>	\$400.58	\$432.63	\$467.24	\$502.28	\$538.95

The District conducts an annual rate comparison survey of 35 Bay Area wastewater agencies. Today, only two have lower rates. If USD's proposed rate increases beginning in FY 2021 are approved, the District will remain at the lower end of the comparison.

A summary of this rate comparison is shown graphically below:

## BAY AREA ANNUAL SEWER SERVICE CHARGES 2019-2020



Staff is recommending that the District implement rates over a five-year period. Multiyear rate studies are done in the interest of cost and time efficiency. The typical rate study process lasts anywhere from 8 to 12 months with direct costs of approximately \$130,000, not including staff time. Proposition 218 specifically allows rates to be set over a five-year period. Additionally, most of the District's proposed CIP projects will be financed through loans. Approving a five-year rate study typically provides more favorable financing terms such as lower interest rates, reducing the District's borrowing costs.

The rates proposed represent the maximum the District can charge for providing this service. Approval of the proposed rates for the recommended time frame does not preclude the District from re-evaluating the rate structure and corresponding inputs should conditions change during this five-year period. For example, if conditions warrant a reduction in rates, the District could authorize a rate reduction as long as it is done proportionally to ensure that any reduction is consistent between customer classes. The District would also need to make sure that bond financing reserve requirements would still be met with the reduced revenues. However, should circumstances necessitate rates greater than what is currently proposed during this time frame, the District would need to prepare a new rate analysis and conduct a new Proposition 218 hearing.

### **Public Outreach**

The District is legally required to notify all rate-paying customers of the proposed increase via a mailed notice pursuant to Proposition 218. The District's Board of Directors provided direction to staff that additional outreach beyond the legal requirements would be prudent and desired. In addition, staff provided additional outreach and notice when it was determined this meeting would be held virtually due to the COVID-19 emergency and State and County orders. Staff developed and implemented a comprehensive public outreach program that is summarized below:

- Mailed a Public Hearing notification to all rate payers
- Issued a press release to all local newspapers
- Conducted a virtual public informational meeting
- Notified the Cities
- Reached out to various stakeholders
- Published an ad in the Tri-City Voice notifying the public of the virtual hearing
- Updated the District's website to provide notice of, and instructions to participate in, the virtual public informational meeting and this hearing
- Provided updates regarding this virtual hearing on Facebook and Twitter

### **Procedures for Proposed Public Hearing**

Article XIII(D), Section 6 of the California Constitution requires the Board to consider written protests to the proposed increases of utility charges. A majority protest exists if written protests are timely submitted and not withdrawn by the parcel owners of a majority (50% plus 1) of the parcels subject to the proposed charge. In this instance the District would need to receive approximately 50,496 protests to trigger a majority protest.

Upon the conclusion of the virtual public hearing and once any public testimony is received by the Board and any remaining protests are submitted via email, it is recommended that the protests be tabulated by the Executive Assistant to the GM/Board Clerk.

If the total number of protests received are substantially fewer than the number required to constitute a majority protest, the Executive Assistant to the GM/Board Clerk may determine the absence of a majority protest without validating and tabulating all of the protests received. (i.e. the number of protests received is clearly less than the 50,496 required to trigger a majority protest).

Upon the conclusion of the protest tabulation the Executive Assistant to the GM/Board Clerk shall report the results of the tabulation to the Board. If a majority protest exists then the Board is precluded from proceeding with the proposed increase; however, if a majority protest does not exist then the Board may consider the ordinance and proposed rate structure or provide direction to staff should the Board want to consider other options.

If a majority protest does not exist, the Board has requested the ability to review all protests that have been received, as the protests become public records after the hearing and tabulation.

The Board would then next consider the ordinance setting the rates for the five-year period. As mentioned previously, adoption of this ordinance does not preclude the District from re-evaluating these rates should condition or circumstances warrant over this proposed five-year time frame. Staff is recommending adoption of the ordinance with the rates as proposed over the five years. However, the District will continue to hold an annual public hearing for the Board to consider if the rates should be placed on the tax roll. This annual hearing is also subject to a majority protest, but only for the consideration of collecting the rates on the tax roll or not. If, for example, a sufficient number of protests were received for the annual hearing, the District's rate structure would still be valid, however, the District would need to collect the sewer charges in some other fashion other than the tax roll.

Attachments: Proposed Ordinance No. 31.40  
Redline showing changes from Ordinance No. 31.39 to 31.40  
Notice of Public Hearing  
USD FY 21-25 Fact Sheet  
Frequently Asked Questions

**UNION SANITARY DISTRICT  
ORDINANCE NO. 31.40**

AN ORDINANCE ESTABLISHING SEWER SERVICE CHARGES FOR FISCAL YEARS 2021 THROUGH 2025 FOR SERVICES AND FACILITIES FURNISHED BY DISTRICT'S WASTEWATER SYSTEM, COLLECTION PROCEDURES, PENALTIES FOR DELINQUENCY, AND RESTRICTION ON USE OF FUNDS DERIVED

The Board of Directors of the UNION SANITARY DISTRICT does ordain as follows:

**ARTICLE I  
GENERAL**

**SECTION 1. PURPOSE**

- (a) The purpose of the sewer service charge is to raise revenue for the cost of capital projects, maintenance and operation of the UNION SANITARY DISTRICT wastewater facilities used for the collection, treatment and disposal of wastewater, industrial wastewater, industrial waste, and payment of principal and interest on bonds or other debt service and capital recovery costs in accordance with Federal and State Revenue Program guidelines. The funds derived from the sewer service charge shall be used for only those purposes provided for in Division 5, Part 3, Chapter 6, Article 4 (commencing with Section 5470) of the Health and Safety Code of the State of California.
- (b) The purpose of this Ordinance is to establish a method of allocating the cost of operation of the District's collection, transport, and treatment facilities among the users of sewer service in proportion to the cost to serve each. For commercial and industrial dischargers, estimations of the relevant wastewater flow and constituents loadings are utilized, which are known to be historically accurate.
- (c) Quantity of wastewater flow is an important factor in the cost of collection, transport and treatment of industrial and commercial wastewater discharge. Therefore, the quantity of discharge is calculated from flow for the prior year. These flows may vary widely over time and from customer to customer. The District bills industrial and commercial users the following year for what is in essence the previous year's discharge. For this reason there can be no adjustments to sewer service charges based only upon a change in water usage for a particular industrial or commercial user. This change in usage will be reflected in the ensuing year's bill.

**ARTICLE II  
DEFINITIONS**

**SECTION 1. DWELLING UNITS**

The following residential establishments shall be deemed to have the following number of dwelling units:

- (a) Single family residential dwelling, designed for occupancy by one family: one dwelling unit.



- (b) Multiple family residential dwelling, including duplex, triplex, fourplex, townhouse or condominium, apartment house, accessory dwelling unit, mobile home park or other multi-residential establishment, designed for occupancy for living purposes by more than one family, which is divided into separate housekeeping units, each of which is designed for occupancy by one family only: each housekeeping unit shall be deemed to be one dwelling unit.

## **SECTION 2. DOMESTIC WASTEWATER**

Wastewater of a quality essentially similar to that of a single family dwelling.

## **SECTION 3. COMMERCIAL OR INSTITUTIONAL USE**

Any parcel or portion thereof discharging non-domestic wastewater and shall include the following:

- (a) Parcels used for commercial or business purposes.
- (b) Hotel, auto court, motel and similar transient living facilities.
- (c) Schools, churches, hospitals, convalescent homes, parks, public office and service buildings, public transportation facilities, or other types of public facilities or publicly owned facilities available for public use.

## **SECTION 4. INDUSTRIAL**

Any parcel or portion thereof used for manufacturing, processing or other operations which discharges non-domestic wastewater by reason of manufacturing, processing or other operations involved.

## **SECTION 5. OWNER**

Any person, individual, firm, company, partnership, association, and private or public and municipal corporations, the United States of America, the State of California, districts and all political subdivisions, governmental agencies which owns real property from which wastewater flows to the District's wastewater collection system as reflected on the Alameda County Assessor's Roll or, for tax-exempt agencies, in such other records upon which the District may reasonably rely.

## **SECTION 6. FAST FOOD RESTAURANTS**

Restaurants that serve all food on disposable plates, cups and utensils.

## **SECTION 7. FULL SERVICE RESTAURANTS**

Restaurants with sit down service that utilize washable plates, cups or utensils.

**ARTICLE III  
SEWER SERVICE CHARGE**

**SECTION 1. CLASSIFICATION**

The owner of each parcel of property as it appears on the Assessor's records of Alameda County lying within the UNION SANITARY DISTRICT and upon which there are wastewater facilities shall pay a sewer service charge in accordance with the purpose for which said parcel is used, as hereinafter set forth in Section 2. In the event that the use of any parcel results in the discharge of wastewater in more than one classification, there shall be an annual charge for each classification of use of said parcel and the annual sewer service charges for such parcel shall be the aggregate of all such annual charges.

**SECTION 2. RATES FOR FISCAL YEARS 2021 THROUGH 2025**

- (a) The below table summarizes the sewer service charges for all customer classifications for FYs 2021-2025.

	FY 21	FY 22	FY 23	FY 24	FY 25
<b>Residential (\$/Dwelling Unit)</b>					
Single Family Residences	\$454.57	\$490.93	\$530.21	\$569.97	\$611.58
Multiple Family Residences	\$400.58	\$432.63	\$467.24	\$502.28	\$538.95
<b>Commercial (\$/1,000 gals)</b>					
Strong	\$12.53	\$13.53	\$14.61	\$15.71	\$16.85
Moderate	\$6.06	\$6.54	\$7.07	\$7.60	\$8.15
Weak	\$5.08	\$5.49	\$5.93	\$6.37	\$6.83
Fast-Food Restaurant	\$12.62	\$13.63	\$14.72	\$15.83	\$16.98
Full-Service Restaurant	\$12.64	\$13.65	\$14.74	\$15.85	\$17.01
<b>Industrial</b>					
Volume (\$/1,000 gals)	\$2.99	\$3.22	\$3.48	\$3.74	\$4.02
COD (\$/1,000 lbs)	\$338.87	\$365.98	\$395.26	\$424.91	\$455.92
Suspended Solids (\$/1,000 lbs)	\$909.90	\$982.69	\$1,061.30	\$1,140.90	\$1,224.19

<b>Minimum Charge Per Account for non-residential customers</b>	\$400.58	\$432.63	\$467.24	\$502.28	\$538.95

- (b) Residential units, as defined in Section 1 of Article II, shall be subject to the rates shown in Section 2(a).
- (c) Each non-residential parcel of land connected to the District's sewer system is subject to a minimum charge equal to one multiple family residential dwelling unit as listed in (a) above. Sewer service charges for non-residential units that exceed the minimum rate specified above in subsection (a) shall be calculated in accordance with the following subsections.
- (d) Rates for commercial or institutional uses as defined in Section 2 of Article II, or wastewater discharged from industrial uses as defined in Section 3 of Article II that are not sampled by the District, shall be determined by classifying the wastewater flowing from that parcel into one of three strength classifications: strong, moderate or weak. Unit rates for the volume of wastewater discharged and examples of the types of uses which fall into the strong, moderate and weak categories are as shown in Section 2(a):
- Strong Classification: Examples of establishments assigned to the strong user classification group include, but are not limited to the following: auto steam cleaners, bakeries, restaurants, markets with a bakery or deli, mortuaries, bowling alleys with dining facilities. The strong strength category is based on an average wastewater strength for the group of 495 milligrams per liter of suspended solids, and 1,999 milligrams per liter of chemical oxygen demand.
- Moderate Classification: Examples of establishments assigned to the moderate user classification group include, but are not limited to the following: car washes, service stations, bars, dining and reception halls, hotels and motels without dining facilities, hospitals, convalescent homes, mixed multi-tenant retail (unless a more specific rate applies), cold storage facilities, theaters, medical offices, and miscellaneous commercial and industrial. The moderate strength category is based on an average wastewater strength for the group of 220 milligrams per liter of suspended solids, and 519 milligrams per liter of chemical oxygen demand.
- Weak Classification: Examples of establishments assigned to the weak user classification group include, but are not limited to the following: gardens/nurseries, libraries, retail stores, schools, churches, spas and health clubs, professional offices, and soft water processing. The weak strength category is based on an average wastewater strength for the group of 186 milligrams per liter of suspended solids, and 343 milligrams per liter of chemical oxygen demand.
- (e) Restaurants shall pay either the rate for Fast Food Restaurants or Full Service Restaurants as defined in Sections 6 and 7 of Article II. Unit rates for the volume of wastewater discharged are as shown in Section 2(a).

- (f) Rates for industrial use as defined in Section 3 of Article II and uses that have wastewater sampled by the District shall be based on the total volume, chemical oxygen demand and suspended solids discharged to the District's sewer system. The charges for these three components shall be calculated and added to arrive at the total sewer service charge. The unit rates for each of the three components are as shown in Section 2(a).

### **SECTION 3. ADJUSTMENTS**

The owner of any parcel subject to the scheduled charges set forth in Section 2 above may appeal to the Union Sanitary District staff if the owner believes that the charges imposed do not fairly reflect the quantity of discharge to the sanitary sewer for any period. Any appeal should be made within ninety (90) days of receiving the bill for the service charge. In most instances, the Union Sanitary District staff, Customer Service Coach and/or General Manager, will make any adjustment which is in order. Any such appeal can only relate to the quantity of non-domestic wastewater actually discharged to the sewer system and cannot relate to strength of discharge or category of discharger. The Union Sanitary District staff will have forty-five (45) days to act on any request for adjustment or the request will be deemed denied. After a decision on the adjustment request, the owner will have fifteen (15) days to appeal to the Board of Directors, in writing. The Board of Directors shall act on such appeal at a noticed hearing within sixty (60) days. The determination of an appeal by the Board of Directors of Union Sanitary District shall constitute a final determination of the District regarding any requested adjustment and shall be subject to judicial review pursuant to California Code of Civil Procedure section 1094.5.

### **SECTION 4. OPTIONAL SERVICES**

- (a) Segregation of Charges for Multi-tenant Parcels — Sewer service charges for parcels of land with multiple occupancies shall be determined by assigning the parcel into one of three strength categories, strong, moderate, or weak as defined by this Ordinance. This determination shall be made by the District based on the quantity of flow from each strength category. The strength category which includes a majority of flow shall be the strength category assigned to the entire parcel.
- (b) As an optional service, an owner may request in writing that the District segregate the annual sewer service charges by considering the flow from each water meter on a property as a separate calculation. The flow from each water meter would be assigned into one of three strength categories (strong, moderate, or weak) or into one of the restaurant categories and calculated separately. The charge for each water meter shall be totaled and the entire amount billed to the parcel with the property tax bill. When the charges are segregated, a written breakdown of the District's strength assignments and calculations will be provided to the owner by October first of each year. To request the start or stop of this optional service, an owner or his or her authorized representative shall give written notice by June first for the upcoming fiscal year starting July first. Upon receipt of written request for this optional service, the District will continue to segregate the charges each year until it is given a written notice to discontinue the service.
- (c) In order to qualify for and receive this optional service, an owner must provide documentation acceptable to the District (such as a site plan or plumbing plan) showing which water meters serve which tenants. Insufficient documentation, as determined by the District, will be grounds to deny this optional service to an owner.

- (d) Owners who request this optional service shall pay an annual service charge, which shall be added to the total sewer service charges and collected with the property tax bill. Annual service charges shall be as follows:

\$50.00 Per year per water meter, for the first year the service is started or re-started;

\$25.00 Per year per water meter, for the second and succeeding years the service is provided.

#### **ARTICLE IV** **BILLING AND COLLECTING**

##### **SECTION 1. PLACEMENT ON THE COUNTY PROPERTY TAX ROLL**

Sewer Service Charges are placed on the Alameda County's property tax rolls for collection. Except as provided elsewhere in this Ordinance, the District shall ascertain the amount of each sewer service charge applicable to each parcel in the District, and shall request that the County mail to the owner thereof a bill for the first installment on or before November 1 of each year, and a bill for the second installment on or before the following February 1 of each year. Each bill so mailed contains a statement that a delinquency in payment for sixty (60) days shall constitute a lien against the parcel against which the charge is imposed, and that when recorded shall have the force, effect and priority of a judgment lien for three years unless sooner released or otherwise discharged. Failure of the County to mail any such bill or failure of an owner to receive any such bill shall not excuse an owner of any parcel from the obligation to pay any sewer service charge for any parcel he, she or it owns.

##### **SECTION 2. DUE DATES OF CHARGES**

All sewer service charges shall become due and payable in the following installments. One-half thereof on November 1 of each year and one-half thereof on the following February 1 of each year.

##### **SECTION 3. DELINQUENCY DATES**

The first installment due on November 1 of each year is delinquent if not paid by 5:00 P.M. on December 10 of each year. The second installment due February 1 of each year is delinquent if not paid by 5:00 P.M. on the following April 10 of each year.

- (a) Government and Other Non-Taxable Parcels. For all government or public parcels or for any parcel which is not subject to property taxation or otherwise not on the tax roll, the sewer service charge shall become due and payable on January 1 of each year and is delinquent if not paid by 5:00 P.M. on February 15 of each year, or as otherwise determined by the Alameda County Tax Collector.

##### **SECTION 4. PENALTIES FOR NON-PAYMENT, LIEN**

Except as otherwise provided by ordinance, resolution, or regulation of the District for collection of sewer service charges or by law, whenever a delinquency shall occur for non-payment, a penalty shall be paid in accordance with the requirements of the Alameda County Tax Collector. After delinquency for sixty (60) days, such unpaid charge and penalty shall constitute a lien upon the parcel of land against which the charge was levied.

## **SECTION 5. TIMING OF SEWER SERVICE CHARGE CALCULATIONS**

- (a) The sewer service charge to be billed for the current fiscal year is calculated based on water use and pollutant strength records for the period March to February in the preceding fiscal year.
- (b) An owner of property served by Union Sanitary District is responsible for the payment of sewer service charges regardless of whether or not that owner actually conducts any business or utilizes any services for wastewater disposal on the premises. The charges made herein are for the fiscal year beginning July 1 and ending the following June 30.
- (c) In the event a non-residential property receives a new connection from the Alameda County Water District after March of a given year, a minimum charge will be imposed per Article III, Section 2c; the following year, the sewer service charge imposed will be calculated on the basis of water usage for the previous fiscal year. Residential parcels will be charged per Article III, Section 2b.

## **SECTION 6. RESPONSIBILITY TO PAY**

In the event of a sale or transfer of real property, the owner of record when the annual sewer service charge bill is payable (one-half each on November 1 and February 1 of each year) is responsible for the payment of charges. It is understood that the current owner will be assessed sewer service charges based on flows as calculated in Section 2 of Article III and Section 6 of Article IV. It shall be the responsibility of the prior and new owners to account for the payment of upcoming sewer service charges in their real property transfer agreements. Notwithstanding such accounting, the owner of record at the time the annual sewer service charge is payable is responsible for payment.

## **ARTICLE V** **ENFORCEMENT**

### **SECTION 1. FAILURE TO PAY**

In the event of the failure of any owner to pay when due any sewer service charges, applicable to a parcel he, she or it owns, the District may enforce payment of such delinquent charges in any of the following manners:

- (a) The District may have such parcel disconnected from the sanitary sewer system. In the event such disconnection should create a public hazard or nuisance, the District General Manager or the Manager's representatives may enter upon the parcel for the purpose of doing such things as may be reasonably necessary to alleviate or remove such hazard or menace.

The owner of such parcel shall have a duty to reimburse the District for all expenses incurred by District in disconnecting any such parcel, or in doing other things authorized by this Section; and no reconnection shall be made until all charges due the District are paid.

- (b) During the period of non-connection or disconnection, habitation of such parcel by human beings may constitute a public nuisance, whereupon the Board of Directors may cause proceedings to be brought for the abatement of the occupancy of said parcel by the human

beings. In such event, and as a condition of connection or reconnection, there shall be paid to the District reasonable attorney's fees and costs of suit arising in said action.

- (c) The District may institute action in any court of competent jurisdiction to collect any charges, penalties and interest which may be due and payable in the same manner as any other debts owing to the District may be collected, in which event the District shall seek judgment for the costs of suit and reasonable attorney's fees.
- (d) Any and all delinquent payments may be placed on the tax roll, and collected with property taxes, as provided in this Ordinance.
- (e) Such other action may be taken as may be authorized by law and the District Board.

## **SECTION 2. AUTHORITY**

All powers authorized by this Article for the enforcement and collection of said sewer service charges, penalties and interest are cumulative and may be pursued alternatively or collectively as the District determines.

## **ARTICLE VI** **MISCELLANEOUS**

### **SECTION 1. VACANCY**

No credit, adjustment or refund will be made to any owner because the structure or any portion thereof on a parcel is vacant or the wastewater facilities are not being utilized.

### **SECTION 2. AMENDMENT AND REPLACEMENT OF ORDINANCE NO. 31.39**

This Ordinance No. 31.40 amends and replaces Ordinance No. 31.39 in its entirety, including as to all sewer service charges commencing FY 2021.

### **SECTION 3. SEVERABILITY**

If any section, sentence, clause or phrase of this Ordinance is for any reason held to be invalid, unconstitutional, or unenforceable; such decision shall not affect the validity of the remaining portions of this Ordinance. The Board of Directors of the UNION SANITARY DISTRICT hereby declares that it would have passed the provisions of this Ordinance and each section, subsection, sentence, clause and phrase thereof, irrespective of the fact that any one or more sections, subsections, sentences, clauses or phrases may be declared invalid, unconstitutional or unenforceable.

### **SECTION 4. PUBLICATION AND MINUTE ENTRY**

This Ordinance shall take effect and be in force as of July 1, 2020, and at least one week prior to said date a summary of the Ordinance shall be published in The Argus, a newspaper of general circulation published in the UNION SANITARY DISTRICT service area. This Ordinance shall be entered in the minutes of the District.

Passed and adopted by the Board of Directors of UNION SANITARY DISTRICT on this 11th day of May 2020, by the following vote:

AYES:

NOES:

ABSENT:

ABSTAIN:

---

President, Board of Directors  
UNION SANITARY DISTRICT

ATTEST:

---

Secretary, Board of Directors  
UNION SANITARY DISTRICT



**UNION SANITARY DISTRICT  
ORDINANCE NO. 31.~~4039~~**

AN ORDINANCE ESTABLISHING SEWER SERVICE CHARGES FOR FISCAL YEARS 20~~21~~<sup>17</sup> THROUGH 202~~5~~<sup>1</sup>  
FOR SERVICES AND FACILITIES FURNISHED BY DISTRICT'S WASTEWATER SYSTEM, COLLECTION  
PROCEDURES, PENALTIES FOR DELINQUENCY, AND RESTRICTION ON USE OF FUNDS DERIVED

The Board of Directors of the UNION SANITARY DISTRICT does ordain as follows:

**ARTICLE I  
GENERAL**

**SECTION 1. PURPOSE**

- (a) The purpose of the sewer service charge is to raise revenue for the cost of capital projects, maintenance and operation of the UNION SANITARY DISTRICT wastewater facilities used for the collection, treatment and disposal of wastewater, industrial wastewater, industrial waste, and payment of principal and interest on bonds or other debt service and capital recovery costs in accordance with Federal and State Revenue Program guidelines. The funds derived from the sewer service charge shall be used for only those purposes provided for in Division 5, Part 3, Chapter 6, Article 4 (commencing with Section 5470) of the Health and Safety Code of the State of California.
- (b) The purpose of this Ordinance is to establish a method of allocating the cost of operation of the District's collection, transport, and treatment facilities among the users of sewer service in proportion to the cost to serve each. For commercial and industrial dischargers, estimation<sup>s</sup> of the relevant wastewater flow and constituents loadings are utilized, which are known to be historically accurate.
- (c) Quantity of wastewater flow is an important factor in the cost of collection, transport and treatment of industrial and commercial wastewater discharge. Therefore, the quantity of discharge is calculated from flow for the prior year. These flows may vary widely over time and from customer to customer. The District bills industrial and commercial users the following year for what is in essence the previous year's discharge. For this reason there can be no adjustments to sewer service charges based only upon a change in water usage for a particular industrial or commercial user. This change in usage will be reflected in the ensuing year's bill.

**ARTICLE II  
DEFINITIONS**

**SECTION 1. DWELLING UNITS**

The following residential establishments shall be deemed to have the following number of dwelling units:

- (a) Single family residential dwelling, designed for occupancy by one family: one dwelling unit.

- (b) Multiple family residential dwelling, including duplex, triplex, fourplex, townhouse or condominium, apartment house, accessory dwelling unit, mobile home park or other multi-residential establishment, designed for occupancy for living purposes by more than one family, which is divided into separate housekeeping units, each of which is designed for occupancy by one family only: each housekeeping unit shall be deemed to be one dwelling unit.

## **SECTION 2. DOMESTIC WASTEWATER**

Wastewater of a quality essentially similar to that of a single family dwelling.

## **SECTION 3. COMMERCIAL OR INSTITUTIONAL USE**

Any parcel or portion thereof discharging non-domestic wastewater and shall include the following:

- (a) Parcels used for commercial or business purposes.
- (b) Hotel, auto court, motel and similar transient living facilities.
- (c) Schools, churches, hospitals, convalescent homes, parks, public office and service buildings, public transportation facilities, or other types of public facilities or publicly owned facilities available for public use.

## **SECTION 4. INDUSTRIAL**

Any parcel or portion thereof used for manufacturing, processing or other operations which discharges non-domestic wastewater by reason of manufacturing, processing or other operations involved.

## **SECTION 5. OWNER**

Any person, individual, firm, company, partnership, association, and private or public and municipal corporations, the United States of America, the State of California, districts and all political subdivisions, governmental agencies which owns real property from which wastewater flows to the District's wastewater collection system as reflected on the Alameda County Assessor's Roll or, for tax-exempt agencies, in such other records upon which the District may reasonably rely.

## **SECTION 6. FAST FOOD RESTAURANTS**

Restaurants that serve all food on disposable plates, cups and utensils.

## **SECTION 7. FULL SERVICE RESTAURANTS**

Restaurants with sit down service that utilize washable plates, cups or utensils.

**ARTICLE III  
SEWER SERVICE CHARGE**

**SECTION 1. CLASSIFICATION**

The owner of each parcel of property as it appears on the Assessor's records of Alameda County lying within the UNION SANITARY DISTRICT and upon which there are wastewater facilities shall pay a sewer service charge in accordance with the purpose for which said parcel is used, as hereinafter set forth in Section 2. In the event that the use of any parcel results in the discharge of wastewater in more than one classification, there shall be an annual charge for each classification of use of said parcel and the annual sewer service charges for such parcel shall be the aggregate of all such annual charges.

**SECTION 2. RATES FOR FISCAL YEARS 20~~21~~<sup>17</sup> THROUGH 20~~22~~<sup>51</sup>**

- (a) The below table summarizes the sewer service charges for all customer classifications for FYs 20~~21~~<sup>17</sup>-20~~22~~<sup>51</sup>.

	FY <del>21</del> <sup>17</sup>	FY <del>22</del> <sup>18</sup>	FY <del>23</del> <sup>19</sup>	FY <del>24</del> <sup>0</sup>	FY <del>25</del> <sup>1</sup>
<b>Residential (\$/Dwelling Unit)</b>					
Single Family Residences	<del>\$380.05</del> <sup>454.</sup> <u>57</u>	<del>\$393.35</del> <sup>490.9</sup> <u>3</u>	<del>\$407.12</del> <sup>530.2</sup> <u>1</u>	<del>\$421.37</del> <sup>569.9</sup> <u>7</u>	<del>\$436.12</del> <sup>611.</sup> <u>58</u>
Multiple Family Residences	<del>\$329.50</del> <sup>400.</sup> <u>58</u>	<del>\$341.03</del> <sup>432.6</sup> <u>3</u>	<del>\$352.97</del> <sup>467.2</sup> <u>4</u>	<del>\$365.32</del> <sup>502.2</sup> <u>8</u>	<del>\$378.11</del> <sup>538.</sup> <u>95</u>
<b>Commercial (\$/1,000 gals)</b>					
Strong	<del>\$9.59</del> <sup>12.53</sup>	<del>\$9.93</del> <sup>13.53</sup>	<del>\$10.28</del> <sup>14.61</sup>	<del>\$10.64</del> <sup>15.71</sup>	<del>\$11.01</del> <sup>16.85</sup>
Moderate	<del>\$4.74</del> <sup>6.06</sup>	<del>\$4.90</del> <sup>6.54</sup>	<del>\$5.07</del> <sup>7.07</sup>	<del>\$5.25</del> <sup>7.60</sup>	<del>\$5.43</del> <sup>8.15</sup>
Weak	<del>\$3.95</del> <sup>5.08</sup>	<del>\$4.08</del> <sup>5.49</sup>	<del>\$4.23</del> <sup>5.93</sup>	<del>\$4.37</del> <sup>6.37</sup>	<del>\$4.53</del> <sup>6.83</sup>
Fast-Food Restaurant	<del>\$8.97</del> <sup>12.62</sup>	<del>\$9.29</del> <sup>13.63</sup>	<del>\$9.61</del> <sup>14.72</sup>	<del>\$9.95</del> <sup>15.83</sup>	<del>\$10.30</del> <sup>16.98</sup>
Full-Service Restaurant	<del>\$11.89</del> <sup>12.64</sup>	<del>\$12.30</del> <sup>13.65</sup>	<del>\$12.73</del> <sup>14.74</sup>	<del>\$13.18</del> <sup>15.85</sup>	<del>\$13.64</del> <sup>17.01</sup>
<b>Industrial</b>					
Volume (\$/1,000 gals)	<del>\$2.23</del> <sup>2.99</sup>	<del>\$2.31</del> <sup>3.22</sup>	<del>\$2.39</del> <sup>3.48</sup>	<del>\$2.48</del> <sup>3.74</sup>	<del>\$2.56</del> <sup>4.02</sup>
COD (\$/1,000 lbs)	<del>\$296.05</del> <sup>338.</sup> <u>87</u>	<del>\$306.41</del> <sup>365.9</sup> <u>8</u>	<del>\$317.14</del> <sup>395.2</sup> <u>6</u>	<del>\$328.24</del> <sup>424.9</sup> <u>1</u>	<del>\$339.72</del> <sup>455.</sup> <u>92</u>
Suspended Solids (\$/1,000 lbs)	<del>\$688.62</del> <sup>909.</sup> <u>90</u>	<del>\$712.72</del> <sup>982.6</sup> <u>9</u>	<del>\$737.66</del> <sup>1,061.</sup> <u>30</u>	<del>\$763.48</del> <sup>1,140.</sup> <u>90</u>	<del>\$790.20</del> <sup>1,22</sup> <u>4.19</u>

<b>Minimum Charge Per Account for non-residential customers</b>	<del>\$329.50</del> <u>400.</u> <u>58</u>	<del>\$341.03</del> <u>432.6</u> <u>3</u>	<del>\$352.97</del> <u>467.2</u> <u>4</u>	<del>\$365.32</del> <u>502.2</u> <u>8</u>	<del>\$378.11</del> <u>538.</u> <u>95</u>

- (b) Residential units, as defined in Section 1 of Article II, shall be subject to the ~~following~~ rates shown in Section 2(a):

~~Single family residential dwelling units as defined in Section 1(a) of Article II: FY 2017 \$380.05 per dwelling unit per year, FY 2018 \$393.35 per dwelling unit per year, FY 2019 \$407.12 per dwelling unit per year, FY 2020 \$421.37 per dwelling unit per year, and FY 2021 \$436.12 per dwelling unit per year.~~

~~Multiple family residential dwelling units as defined in Section 1(b) of Article II: FY 2017 \$329.50 per dwelling unit per year, FY 2018 \$341.03 per dwelling unit per year, FY 2019 \$352.97 per dwelling unit per year, FY 2020 \$365.32 per dwelling unit per year, and FY 2021 \$378.11 per dwelling unit per year.~~

- (c) Each non-residential parcel of land connected to the District's sewer system is subject to a minimum charge equal to one multiple family residential dwelling unit as listed in (a) above. Sewer service charges for non-residential units that exceed the minimum rate specified above in subsection (b) shall be calculated ~~as follows~~ in accordance with the following subsections:
- (d) Rates for commercial or institutional uses as defined in Section 2 of Article II, or wastewater discharged from industrial uses as defined in Section 3 of Article II that are not sampled by the District, shall be determined by classifying the wastewater flowing from that parcel into one of three strength classifications: strong, moderate or weak. Unit rates for the volume of wastewater discharged and examples of the types of uses which fall into the strong, moderate and weak categories are as follows shown in Section 2(a):

~~Strong Classification: FY 2017 \$9.59 per 1,000 gallons discharged per year, FY 2018 \$9.93 per 1,000 gallons discharged per year, FY 2019 \$10.28 per 1,000 gallons discharged per year, FY 2020 \$10.64 per 1,000 gallons discharged per year, and FY 2021 \$11.01 per 1,000 gallons discharged per year.~~

Examples of establishments assigned to the strong user classification group include, but are not limited to the following: auto steam cleaners, bakeries, restaurants, markets with a bakery or deli, mortuaries, bowling alleys with dining facilities. The strong strength category is based on an average wastewater strength for the group of 489-495 milligrams per liter of suspended solids, and 1,839-1,999 milligrams per liter of chemical oxygen demand.

~~Moderate Classification: FY 2017 \$4.74 per 1,000 gallons discharged per year, FY 2018 \$4.90 per 1,000 gallons discharged per year, FY 2019 \$5.07 per 1,000 gallons discharged per year, FY 2020 \$5.25 per 1,000 gallons discharged per year, and FY 2021 \$5.43 per 1,000 gallons discharged per year.~~

Examples of establishments assigned to the moderate user classification group include, but are not limited to the following: car washes, service stations, bars, dining and reception halls, hotels and motels without dining facilities, hospitals, convalescent homes, mixed multi-tenant retail (unless a more specific rate applies), cold storage facilities, theaters, medical offices, and miscellaneous commercial and industrial. The moderate strength category is based on an average wastewater strength for the group of ~~199-220~~ milligrams per liter of suspended solids, and ~~536-519~~ milligrams per liter of chemical oxygen demand.

~~Weak Classification: FY 2017 \$3.95 per 1,000 gallons discharged per year, FY 2018 \$4.08 per 1,000 gallons discharged per year, FY 2019 \$4.23 per 1,000 gallons discharged per year, FY 2020 \$4.37 per 1,000 gallons discharged per year, and FY 2021 \$4.53 per 1,000 gallons discharged per year.~~

Examples of establishments assigned to the weak user classification group include, but are not limited to the following: gardens/nurseries, libraries, retail stores, schools, churches, spas and health clubs, professional offices, and soft water processing. The weak strength category is based on an average wastewater strength for the group of ~~144-186~~ milligrams per liter of suspended solids, and ~~331-343~~ milligrams per liter of chemical oxygen demand.

- (e) Restaurants shall pay either the rate for Fast Food Restaurants or Full Service Restaurants as defined in Sections 6 and 7 of Article II. Unit rates for the volume of wastewater discharged are as ~~follows~~ shown in Section 2(a).:

~~Fast Food Restaurants: FY 2017 \$8.97 per 1,000 gallons, FY 2018 \$9.29 per 1,000 gallons, FY 2019 \$9.61 per 1,000 gallons, FY 2020 \$9.95 per 1,000 gallons, and FY 2021 \$10.30 per 1,000 gallons.~~

~~Full Service Restaurants: FY 2017 \$11.89 per 1,000 gallons, FY 2018 \$12.30 per 1,000 gallons, FY 2019 \$12.73 per 1,000 gallons, FY 2020 \$13.18 per 1,000 gallons, and FY 2021 \$13.64 per 1,000 gallons.~~

- (f) Rates for industrial use as defined in Section 3 of Article II and uses that have wastewater sampled by the District shall be based on the total volume, chemical oxygen demand and suspended solids discharged to the District's sewer system. The charges for these three components shall be calculated and added to arrive at the total sewer service charge. The unit rates for each of the three components are ~~provided below~~ as shown in Section 2(a).:

~~Volume: FY 2017 \$2.23 per 1,000 gallons per year, FY 2018 \$2.31 per 1,000 gallons per year, FY 2019 \$2.39 per 1,000 gallons per year, FY 2020 \$2.48 per 1,000 gallons per year, FY 2021 \$2.56 per 1,000 gallons per year.~~

~~Chemical Oxygen Demand: FY 2017 \$296.05 per 1,000 pounds per year, FY 2018 \$306.41 per 1,000 pounds per year, FY 2019 \$317.14 per 1,000 pounds per year, FY 2020 \$328.24 per 1,000 pounds per year, and FY 2021 \$339.72 per 1,000 pounds per year.~~

~~Suspended Solids: FY 2017 \$668.62 per 1,000 pounds per year, FY 2018 \$712.72 per 1,000 pounds per year, FY 2019 \$737.66 per 1,000 pounds per year, FY 2020 \$763.48 per 1,000 pounds per year, and FY 2021 \$790.20 per 1,000 pounds per year.~~

### **SECTION 3. ADJUSTMENTS**

The owner of any parcel subject to the scheduled charges set forth in Section 2 above may appeal to the Union Sanitary District staff if the owner believes that the charges imposed do not fairly reflect the quantity of discharge to the sanitary sewer for any period. Any appeal should be made within ninety (90) days of receiving the bill for the service charge. In most instances, the Union Sanitary District staff, Customer Service Coach and/or General Manager, will make any adjustment which is in order. Any such appeal can only relate to the quantity of non-domestic wastewater actually discharged to the sewer system and cannot relate to strength of discharge or category of discharger. The Union Sanitary District staff will have forty-five (45) days to act on any request for adjustment or the request will be deemed denied. After a decision on the adjustment request, the owner will have fifteen (15) days to appeal to the Board of Directors, in writing. The Board of Directors shall act on such appeal at a noticed hearing within sixty (60) days. The determination of an appeal by the Board of Directors of Union Sanitary District shall constitute a final determination of the District regarding any requested adjustment and shall be subject to judicial review pursuant to California Code of Civil Procedure section 1094.5.

### **SECTION 4. OPTIONAL SERVICES**

- (a) Segregation of Charges for Multi-tenant Parcels — Sewer service charges for parcels of land with multiple occupancies shall be determined by assigning the parcel into one of three strength categories, strong, moderate, or weak as defined by this Ordinance. This determination shall be made by the District based on the quantity of flow from each strength category. The strength category which includes a majority of flow shall be the strength category assigned to the entire parcel.
- (b) As an optional service, an owner may request in writing that the District segregate the annual sewer service charges by considering the flow from each water meter on a property as a separate calculation. The flow from each water meter would be assigned into one of three strength categories (strong, moderate, or weak) or into one of the restaurant categories and calculated separately. The charge for each water meter shall be totaled and the entire amount billed to the parcel with the property tax bill. When the charges are segregated, a written breakdown of the District's strength assignments and calculations will be provided to the owner by October first of each year. To request the start or stop of this optional service, an owner or his or her authorized representative shall give written notice by June first for the upcoming fiscal year starting July first. Upon receipt of written request for this optional service, the District will continue to segregate the charges each year until it is given a written notice to discontinue the service.
- (c) In order to qualify for and receive this optional service, an owner must provide documentation acceptable to the District (such as a site plan or plumbing plan) showing which water meters serve which tenants. Insufficient documentation, as determined by the District, will be grounds to deny this optional service to an owner.

- (d) Owners who request this optional service shall pay an annual service charge, which shall be added to the total sewer service charges and collected with the property tax bill. Annual service charges shall be as follows:

\$50.00 Per year per water meter, for the first year the service is started or re-started;

\$25.00 Per year per water meter, for the second and succeeding years the service is provided.

#### **ARTICLE IV** **BILLING AND COLLECTING**

##### **SECTION 1. PLACEMENT ON THE COUNTY PROPERTY TAX ROLLMAILING**

Sewer Service Charges are placed on the Alameda County's property tax rolls for collection. Except as provided elsewhere in this Ordinance, the District shall ascertain the amount of each sewer service charge applicable to each parcel in the District, and ~~shall~~ shall request that the County mails to the owner thereof a bill for the first installment on or before November 1 of each year, and a bill for the second installment on or before the following February 1 of each year. Each bill so mailed ~~shall~~ contains a statement that a delinquency in payment for sixty (60) days shall constitute a lien against the parcel against which the charge is imposed, and that when recorded shall have the force, effect and priority of a judgment lien for three years unless sooner released or otherwise discharged. Failure of the CountyDistrict to mail any such bill or failure of an owner to receive any such bill shall not excuse an owner of any parcel from the obligation to pay any sewer service charge for any parcel he, she or it owns.

##### **SECTION 2. DUE DATES OF CHARGES**

All sewer service charges shall become due and payable in the following installments. One-half thereof on November 1 of each year and one-half thereof on the following February 1 of each year.

##### **SECTION 3. DELINQUENCY DATES**

The first installment due on November 1 of each year is delinquent if not paid by 5:00 P.M. on December 10 of each year. The second installment due February 1 of each year is delinquent if not paid by 5:00 P.M. on the following April 10 of each year.

- (a) Government and Other Non-Taxable Parcels. For all government or public parcels or for any parcel which is not subject to property taxation or otherwise not on the tax roll, the sewer service charge shall become due and payable on January 1 of each year and is delinquent if not paid by 5:00 P.M. on February 15 of each year, or as otherwise determined by the Alameda County Tax Collector.-

##### **SECTION 4. PENALTIES FOR NON-PAYMENT, LIEN**

Except as otherwise provided by ordinance, resolution, or regulation of the District for collection of sewer service charges or by law, whenever a delinquency shall occur for non-payment, a penalty shall be paid in accordance with the requirements of the Alameda County Tax Collector. After delinquency for sixty (60) days, such unpaid charge and penalty shall constitute a lien upon the parcel of land against which the charge was levied.

## **SECTION 5. TIMING OF SEWER SERVICE CHARGE CALCULATIONS**

- (a) The sewer service charge to be billed for the current fiscal year is calculated based on water use and pollutant strength records for the period March to February in the preceding fiscal year.
- (b) An owner of property served by Union Sanitary District is responsible for the payment of sewer service charges regardless of whether or not that owner actually conducts any business or utilizes any services for wastewater disposal on the premises. The charges made herein are for the fiscal year beginning July 1 and ending the following June 30.
- (c) In the event a non-residential property receives a new connection from the Alameda County Water District after March of a given year, a minimum charge will be imposed per Article III, Section 2c; the following year, the sewer service charge imposed will be calculated on the basis of water usage for the previous fiscal year. Residential parcels will be charged per Article III, Section 2b.

## **SECTION 6. RESPONSIBILITY TO PAY**

In the event of a sale or transfer of real property, the owner of record when the annual sewer service charge bill is payable (one-half each on November 1 and February 1 of each year) is responsible for the payment of charges. It is understood that the current owner will be assessed sewer service charges based on flows as calculated in Section 2 of Article III and Section 6 of Article IV. It shall be the responsibility of the prior and new owners to account for the payment of upcoming sewer service charges in their real property transfer agreements. Notwithstanding such accounting, the owner of record at the time the annual sewer service charge is payable is responsible for payment.

## **ARTICLE V** **ENFORCEMENT**

### **SECTION 1. FAILURE TO PAY**

In the event of the failure of any owner to pay when due any sewer service charges, applicable to a parcel he, she or it owns, the District may enforce payment of such delinquent charges in any of the following manners:

- (a) The District may have such parcel disconnected from the sanitary sewer system. In the event such disconnection should create a public hazard or nuisance, the District General Manager or the Manager's representatives may enter upon the parcel for the purpose of doing such things as may be reasonably necessary to alleviate or remove such hazard or menace.

The owner of such parcel shall have a duty to reimburse the District for all expenses incurred by District in disconnecting any such parcel, or in doing other things authorized by this Section; and no reconnection shall be made until all charges due the District are paid.

- (b) During the period of non-connection or disconnection, habitation of such parcel by human beings may constitute a public nuisance, whereupon the Board of Directors may cause proceedings to be brought for the abatement of the occupancy of said parcel by the human



beings. In such event, and as a condition of connection or reconnection, there shall be paid to the District reasonable attorney's fees and costs of suit arising in said action.

- (c) The District may institute action in any court of competent jurisdiction to collect any charges, penalties and interest which may be due and payable in the same manner as any other debts owing to the District may be collected, in which event the District shall seek judgment for the costs of suit and reasonable attorney's fees.
- (d) Any and all delinquent payments may be placed on the tax roll, and collected with property taxes, as provided in this Ordinance.
- (e) Such other action may be taken as may be authorized by law and the District Board.

## **SECTION 2. AUTHORITY**

All powers authorized by this Article for the enforcement and collection of said sewer service charges, penalties and interest are cumulative and may be pursued alternatively or collectively as the District determines.

## **ARTICLE VI** **MISCELLANEOUS**

### **SECTION 1. VACANCY**

No credit, adjustment or refund will be made to any owner because the structure or any portion thereof on a parcel is vacant or the wastewater facilities are not being utilized.

### **SECTION 2. AMENDMENT AND REPLACEMENT OF ORDINANCE NO. 31.398**

This Ordinance No. 31.4039 amends and replaces Ordinance No. 31.398 in its entirety, including as to all sewer service charges commencing FY 202117.

### **SECTION 3. SEVERABILITY**

If any section, sentence, clause or phrase of this Ordinance is for any reason held to be invalid, unconstitutional, or unenforceable; such decision shall not affect the validity of the remaining portions of this Ordinance. The Board of Directors of the UNION SANITARY DISTRICT hereby declares that it would have passed the provisions of this Ordinance and each section, subsection, sentence, clause and phrase thereof, irrespective of the fact that any one or more sections, subsections, sentences, clauses or phrases may be declared invalid, unconstitutional or unenforceable.

### **SECTION 4. PUBLICATION AND MINUTE ENTRY**

This Ordinance shall take effect and be in force as of July 1, 2020~~February 19, 2016~~, and at least one week prior to said date a summary of the Ordinance shall be published in The Argus, a newspaper of general circulation published in the UNION SANITARY DISTRICT service area. This Ordinance shall be entered in the minutes of the District.

Passed and adopted by the Board of Directors of UNION SANITARY DISTRICT on this ~~25<sup>th</sup>~~-11th day of ~~January~~May 202016, by the following vote:

AYES:

NOES:

ABSENT:

ABSTAIN:

---

President, Board of Directors  
UNION SANITARY DISTRICT

ATTEST:

---

Secretary, Board of Directors  
UNION SANITARY DISTRICT

## NOTICE OF PUBLIC HEARING – POTENTIAL CHANGES AND INCREASES TO SEWER SERVICE CHARGES AND RATES

**Union Sanitary District (USD)** provides wastewater collection, treatment, and disposal services to Fremont, Newark, and Union City, a total population of over 356,000. The District operates a 33-acre wastewater treatment facility in Union City and maintains 835 miles of pipelines in the service area.

State law requires the District to establish rates sufficient to cover operating expenses, including interest on debts, and expenses necessary for the replacement or construction of facilities. Some of the major factors that contribute to an increase in service rates include, but are not limited to, new and increasingly stringent state and federal environmental regulations, capital expenditures, and higher utility costs. If approved, rates will adjust each year on July 1 beginning in July 2020.

USD has scheduled a public hearing regarding proposed changes and increases to rates for all USD customers. This notice is provided pursuant to Article XIII(D), Section 6 of the California Constitution and California Government Code Section 53755, which provides for notice of proposed increases in charges to ratepayers. **The public hearing will be held on Monday, May 11, 2020 at 7:00 p.m.**, or as soon thereafter as the matter can be heard, in Union Sanitary District's Boardroom, 5072 Benson Road, Union City, California. During the public hearing, the Board shall hear and consider all objections and protests, if any, to the proposed rate changes. This notice is being sent to all property owners in Union Sanitary District's service area. A table of proposed rates is included in this notice.

The proposed rates are based on the results of the most recent, comprehensive study of the cost of providing sewer service from July 2020 through June 2025. Per state law, this study calculated rates by determining the equitable allocation of costs for sewer service between residential, commercial, and industrial users.

Below is an example of Single Family residential rates for Fiscal Years 2021 – 2025:

PROPOSED RESIDENTIAL RATES FY 2021–2025		
Current Rate \$421.37	Proposed Rates	Difference from previous year
FY 2021	\$454.57	\$33.20
2022	\$490.93	\$36.36
2023	\$530.21	\$39.28
2024	\$569.97	\$39.76
2025	\$611.58	\$41.61

For a complete list of rates for all customer classes please see page 2.

### HOW DO I PROTEST?

Property owners may submit a written protest. Protests must be received via mail, email, or fax at the District by 5:00 p.m. on May 11, 2020; OR in-person before the close of the public comment portion of the 7:00 p.m. May 11, 2020 public hearing.

Each protest **must** contain the property owner's name, the street address or assessor's parcel number,

or other parcel description, and **must** be signed by the property owner unless sent via email. Only one protest will be counted per parcel. Owners of multiple properties within the District may file one protest for each parcel owned. If protests are received from a majority of parcel owners currently receiving sewer service, the proposed rate increases will not be implemented.

### TO SUBMIT A PROTEST:

**Mail:** Union Sanitary District – Rate Protest FY 21–25  
5072 Benson Road  
Union City, CA 94587

**Email:** [rates@unionsanitary.ca.gov](mailto:rates@unionsanitary.ca.gov)

**Fax:** (510) 477-7501

**In Person:** Before the close of the public comment portion of the 7:00 p.m. May 11, 2020 public hearing in USD's Boardroom, 5072 Benson Road, Union City, CA

Questions? Call (510) 477-7500

## BUDGET IN BRIEF

Union Sanitary District focuses on operating, maintaining, and replacing over \$669 million in infrastructure and assets, capital project construction, and effective use of technology.

The District's current operating budget is approximately \$76.8 million. Revenue is raised from two primary sources: (1) Sewer service charges paid by residential customers, businesses, and other users of the system; and (2) Charging new development their proportionate share of infrastructure costs.

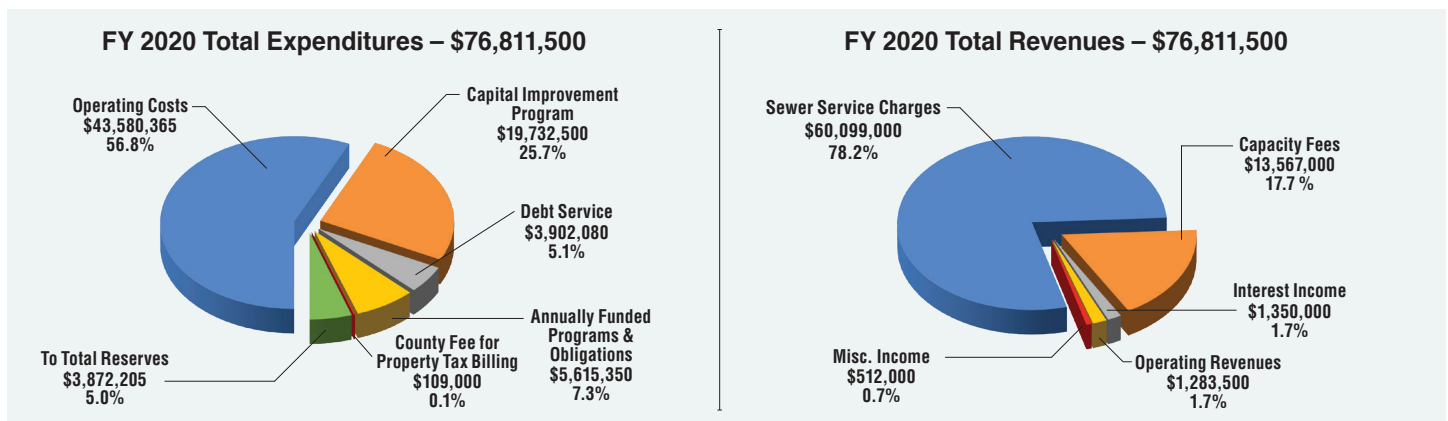
## FISCAL PLANNING

The District has conducted thorough evaluations of its infrastructure needs to prepare for significant investments over the next two decades. Existing assets will be utilized to their fullest extent to decrease construction costs and reduce impacts on rates. These evaluations resulted in USD's Enhanced Treatment and Site Upgrade Program report. The report is available at: [unionsanitary.ca.gov/etsu](http://unionsanitary.ca.gov/etsu).

Financing projects helps keep rates lower by spreading costs over the operating life of the facility, and advance planning helps avoid the higher costs that would result from deferring decisions. USD is able to take advantage of favorable financing options such as low-interest federal and state infrastructure loans and historically low bond rates.

Approximately 36% of the District's total budget is attributable to personnel expenses, which is customary for a service-based organization that relies on the expertise of its staff. Like any other business operating in the Bay Area, USD faces rising cost of living expenses. The District does not participate in Social Security, and all USD employees pay 27% of USD's total pension costs, and a portion of their health care costs.

## FY 2020 BUDGET (July 1, 2019 through June 30, 2020)

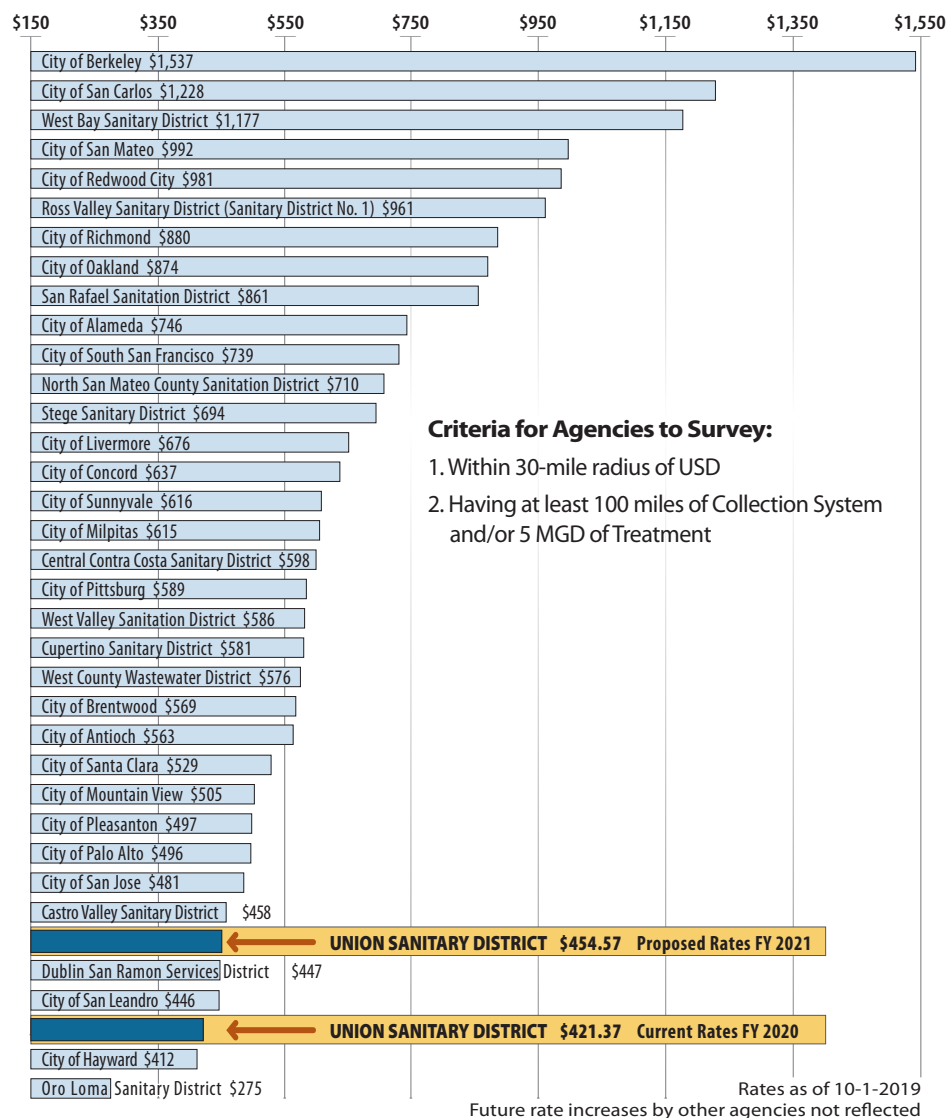


- Annually Funded Programs and Obligations include special studies and equipment replacement
- Operating Costs include employee, utilities, chemicals, maintenance, and administrative costs
- Capital Improvement Program includes project construction and related costs
- Sewer Service Charges include residential, commercial, and industrial customers
- Employee Costs (\$27,456,879) represent 36% of USD's total FY 2020 budget and 63% of Operating Costs

## PROPOSED ANNUAL SEWER SERVICE RATES JULY 2020 – JUNE 2025

	Current Rates FY2020	Proposed Rate FY21	Difference from previous year (\$)	Proposed Rate FY22	Difference from previous year (\$)	Proposed Rate FY23	Difference from previous year (\$)	Proposed Rate FY24	Difference from previous year (\$)	Proposed Rate FY25	Difference from previous year (\$)
<b>Residential (\$/Dwelling Unit)</b>											
Single Family Residences	\$421.37	\$454.57	\$33.20	\$490.93	\$36.36	\$530.21	\$39.28	\$569.97	\$39.76	\$611.58	\$41.61
Multiple Family Residences*	\$365.32	\$400.58	\$35.26	\$432.63	\$32.05	\$467.24	\$34.61	\$502.28	\$35.04	\$538.95	\$36.67
<b>Commercial (\$/1,000 gals)</b>											
Strong	\$10.64	\$12.53	\$1.89	\$13.53	\$1.00	\$14.61	\$1.08	\$15.71	\$1.10	\$16.85	\$1.14
Moderate	\$5.25	\$6.06	\$0.81	\$6.54	\$0.48	\$7.07	\$0.53	\$7.60	\$0.53	\$8.15	\$0.55
Weak	\$4.37	\$5.08	\$0.71	\$5.49	\$0.41	\$5.93	\$0.44	\$6.37	\$0.44	\$6.83	\$0.46
Fast-Food Restaurant	\$9.95	\$12.62	\$2.67	\$13.63	\$1.01	\$14.72	\$1.09	\$15.83	\$1.11	\$16.98	\$1.15
Full-Service Restaurant	\$13.18	\$12.64	-\$0.54	\$13.65	\$1.01	\$14.74	\$1.09	\$15.85	\$1.11	\$17.01	\$1.16
<b>Industrial</b>											
Volume (\$/1,000 gals)	\$2.48	\$2.99	\$0.51	\$3.22	\$0.23	\$3.48	\$0.26	\$3.74	\$0.26	\$4.02	\$0.28
COD (\$/1,000 lbs)	\$328.24	\$338.87	\$10.63	\$365.98	\$27.11	\$395.26	\$29.28	\$424.91	\$29.65	\$455.92	\$31.01
Suspended Solids (\$/1,000 lbs)	\$763.48	\$909.90	\$146.42	\$982.69	\$72.79	\$1,061.30	\$78.61	\$1,140.90	\$79.60	\$1,224.19	\$83.29
<b>Minimum Charge for non-residential customers</b>	\$365.32	\$400.58	\$35.26	\$432.63	\$32.05	\$467.24	\$34.61	\$502.28	\$35.04	\$538.95	\$36.67

## BAY AREA ANNUAL SEWER SERVICE CHARGES 2019-2020



## SERVICE TO THE TRI-CITIES

USD collects an average of 22 to 24 million gallons of wastewater daily from homes, businesses, and industries in the Tri-Cities area – over 8.6 billion gallons per year. The District is heavily regulated by multiple state and federal agencies, and sewage is treated to meet strict standards for protection of public health and the environment.

USD employs highly trained staff members including licensed, state-certified plant personnel who operate the 24/7 facility. The District also inspects, maintains, and repairs 835 miles of pipeline, over 17,000 manholes, and seven pump stations in the service area, and inspects and regulates 90 permitted industries. USD's state-certified laboratory processes and analyzes thousands of samples annually for process control, monitoring of industries for compliance, and reporting to state and federal agencies.

The treatment plant has received 26 consecutive years of recognition from the National Association of Clean Water Agencies for excellence in permit compliance and is currently celebrating 10 years of receiving its highest Platinum level award. The District has one of the state's best records for preventing collection system overflows. This record can be viewed at [unionsanitary.ca.gov/mission-facts-history](http://unionsanitary.ca.gov/mission-facts-history).

## PLANNING FOR THE FUTURE

The District maintains a large number of facilities and equipment, much of it built in the late 1970's and some dating back to the 1960's. Although USD's infrastructure has been well-maintained over the years, major components of the 33-acre treatment plant have reached the end of their useful life and are functionally obsolete. As an essential service provider, the District must responsibly maintain its infrastructure to avoid catastrophic failures, minimize service disruptions, and protect the environment.

Changing trends, such as higher solids in wastewater, strain infrastructure and make treatment more complicated and costly. Additionally, more stringent state and federal treatment standards requiring expensive upgrades are expected to affect all 37 treatment plants surrounding the SF Bay within the next decade. Prudent planning and phasing, rather than postponing action, will save ratepayers millions of dollars.

The District addresses these issues in its Capital Improvements Program, which is more than \$1 billion dollars over the next 20 years. The Program includes projects that not only upgrade and bring infrastructure up to current standards, but also prepare for future treatment processes such as nutrient removal (nitrogen, phosphorus, and ammonia), preserve capacity for a growing Bay Area, and manage the effects of a changing environment.

**FOR MORE DETAILS REGARDING ANY OF THE INFORMATION IN THIS NOTICE, VISIT OUR SEWER SERVICE CHARGES WEB PAGE: [unionsanitary.ca.gov/sewer-service-charges](http://unionsanitary.ca.gov/sewer-service-charges).**

**5072 Benson Road ♦ Union City, CA 94587-2508**

## NOTICE OF PUBLIC HEARING

Public Hearing to consider proposed changes and increases to USD rates

**Monday, May 11, 2020**

**7:00 p.m.**

Union Sanitary District Boardroom  
5072 Benson Road  
Union City CA 94587

**[www.unionsanitary.ca.gov](http://www.unionsanitary.ca.gov)**  
**(510) 477-7500**

Owners of multiple properties within the District may file one protest for each parcel owned.

## HOW DO I LEARN MORE?

### **Attend Union Sanitary District's (USD) Informational Meeting on Tuesday, April 21, 2020**

USD will hold an informational meeting at 7:00 p.m. on Tuesday, April 21, 2020 at the Fremont Main Library, 2400 Stevenson Blvd. in Fremont. Staff will present information about the proposed rates and services that USD provides in the Tri-Cities. Please take this opportunity to learn more about the proposed rates and ask questions of District staff. All members of the community are invited to attend.

### **Attend the Public Hearing**

Attend the public hearing at 7 p.m. on May 11, 2020 (at which time you may also make a comment or deliver a written protest). The meeting will be held in **Union Sanitary District's Boardroom, 5072 Benson Rd., Union City, California.**

### **Visit USD's Website**

For more detail regarding any of the information in this notice, visit the Sewer Service Charges page of Union Sanitary District's website: [unionsanitary.ca.gov/sewer-service-charges](http://unionsanitary.ca.gov/sewer-service-charges).

## INFORMATIONAL MEETING

**Tuesday, April 21, 2020**  
**7:00 p.m.**

**Fukaya Room B**  
**Fremont Main Library**  
**2400 Stevenson Blvd.**  
**Fremont, CA 94538**

We invite you to attend. Staff will present information about the proposed rates and services the District provides to the Tri-Cities. Please take this opportunity to meet USD's staff and ask questions.



## **Proposed Sewer Service Charges for Fiscal Years 2021 - 2025**

### **Summary**

Union Sanitary District periodically must increase its rates to continue providing safe, reliable, and environmentally responsible wastewater services to its customers. These are challenging times for everyone, and the District understands that nobody likes increased rates. The proposed rate increases are the product of several years of studies and evaluations of infrastructure investment needs which were initiated long before the current COVID-19 crisis. Simply put, rate increases today will save customers the higher costs of deferring them to a later date. It's important to note several factors influencing this increase:

- The District carefully and thoughtfully considered many options before taking this action; increased costs are unavoidable despite the current financial environment.
- The improvements funded by the increase must be completed to ensure uninterrupted service and the ability to meet mandatory permit requirements.
- A delay in the rate study would have required a larger rate increase with serious long-term impacts to rate payers.
- Over half of the rate increase is directed to the District's capital program and will fund several required projects. The capital program requires over a full decade of construction and adequate funds to address critical needs.
- There are substantial savings to the customers by proceeding now versus delaying 12 months. It is currently estimated that each year these projects are delayed costs approximately an additional \$12,500,000 per year.
- The yearly increases range from about \$33 to \$41 annually for single family residences and from about \$32 to \$37 annually for multiple family residences.
- Even with the increases, USD remains at the low end of sewer service charge rates of Bay Area wastewater agencies.
- The proposed increases represent the maximum rates the District can impose every year.

The District is committed to helping rate payers understand the increases and answering any concerns and questions. Also, the District has been and will be continuing to monitor the evolving COVID-19 situation and state and county orders and will be working to ensure the health and safety of residents and compliance with the law through this process. We will provide updates, such as how to participate in meetings electronically, as we move forward.

## Background

For over a century, Union Sanitary District (USD) has provided wastewater services that improve water quality and protect public health for Fremont, Newark, and Union City. Pursuant to the Proposition 218 notice sent to all property owners in March of 2020, USD will hold a public hearing on May 11, 2020 to consider a new cost of service analysis that covers proposed rate increases for Fiscal Years 2021 through 2025.

State law requires the District to establish rates sufficient to cover operating expenses, including interest on debts, and expenses necessary for the replacement and construction of facilities. The proposed rates are based on results of the most recent, comprehensive study of the cost of providing sewer service from July 2020 through June 2025. Per state law, this study calculated rates by determining the equitable allocation of costs for sewer service between residential, commercial, and industrial users.

As an example, single-family and multiple-family residential rates are proposed to increase as shown below every year on July 1 beginning in July 2020:

SINGLE FAMILY RESIDENTIAL RATES				MULTIPLE FAMILY RESIDENTIAL RATES*		
Current Rate \$421.37	Proposed Annual Rates	Difference from previous year		Current Rate \$365.32	Proposed Annual Rates	Difference from previous year
FY 2021	\$454.57	\$33.20		FY 2021	\$400.58	\$35.26
FY 2022	\$490.93	\$36.36		FY 2022	\$432.63	\$32.05
FY 2023	\$530.21	\$39.28		FY 2023	\$467.24	\$34.61
FY 2024	\$569.97	\$39.76		FY 2024	\$502.28	\$35.04
FY 2025	\$611.58	\$41.61		FY 2025	\$538.95	\$36.67
*Examples of Multiple Family Residential Units include Condominiums, Townhomes, and Apartments						

## Planning for Critical Infrastructure Needs

The District maintains a large number of facilities and equipment, much of it built in the late 1970's and some dating back to the 1960's. Although USD's infrastructure has been well-maintained over the years, major components of the 33-acre treatment plant have reached the end of their useful life and are functionally obsolete, will be unable to treat wastewater to meet future government requirements, or do not meet current seismic standards.



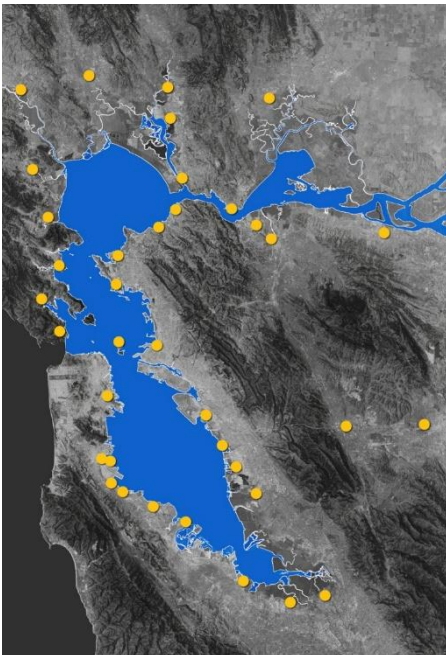


*USD's 33-acre Union City wastewater treatment plant looking west (2019 photo)*

## Managing Nutrients in the SF Bay

Nutrients such as nitrogen, ammonia, and phosphorus have been a nationwide concern for many years. Though San Francisco Bay has a long history of high nutrient levels, elements such as tidal

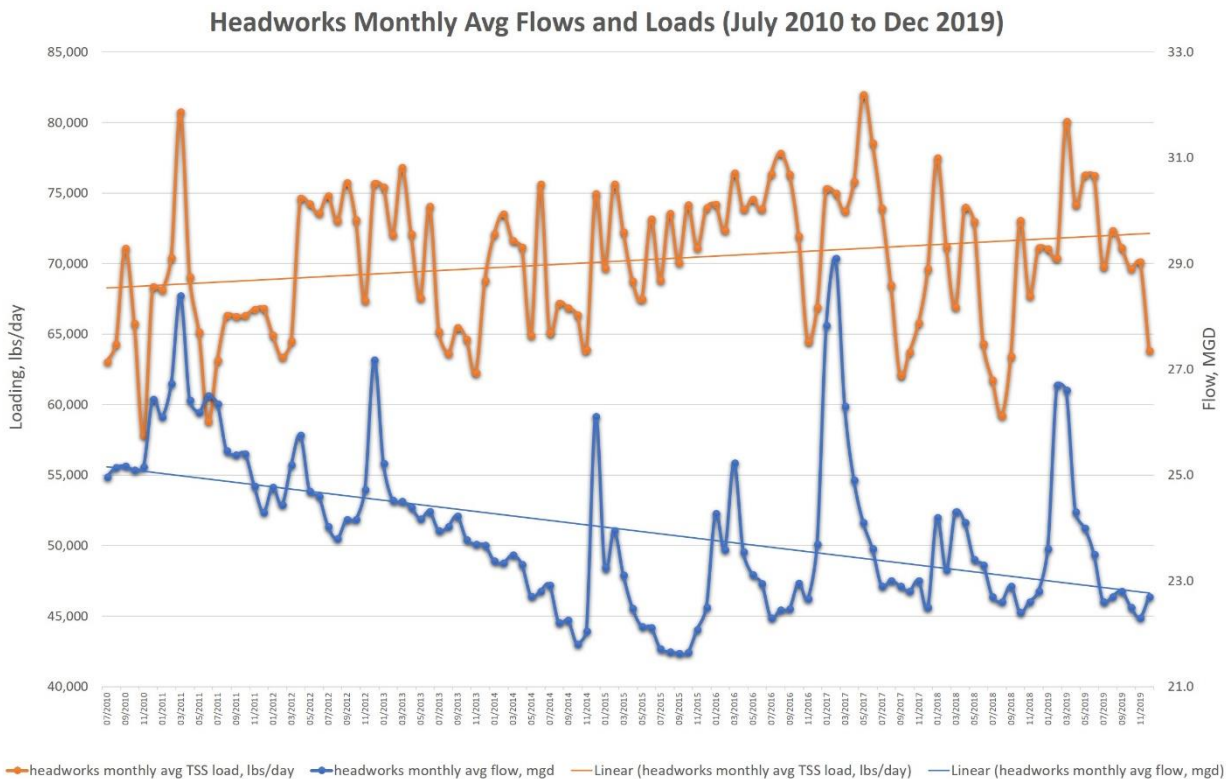
action, turbidity (cloudiness that hinders algal growth), and the presence of clams have reduced adverse impacts. However, turbidity has lessened, and clam populations are declining in parts of the Bay due to an abundance of predators. There is concern that the Bay could reach a tipping point that would affect its health. USD is one of 37 regional wastewater agencies that discharge to the Bay contributing to research that increases understanding of how nutrient levels impact its water quality. Wastewater treatment plants in the Bay Area represent about two-thirds of nutrient loads because they were not originally designed to remove nutrients due to technology and funding barriers. Nutrient reduction requirements and more stringent state and federal treatment standards requiring expensive upgrades are expected to affect all 37 treatment plants surrounding the San Francisco Bay within the next decade.



*Sites of 37 Bay Area wastewater agencies expected to receive more stringent state and federal treatment standards in the near future*

## Increased Solids in Wastewater

Solids in the wastewater USD receives have been increasing over the last several years due to reduced water use and a growing population in the service area. These higher solids levels strain infrastructure and make treatment more complicated and costly. Prudent planning and phasing of infrastructure projects rather than postponing action is estimated to save ratepayers millions of dollars. The District addresses these issues in its Capital Improvement Program, which is currently estimated to total more than \$1 billion dollars over the next 20 years.



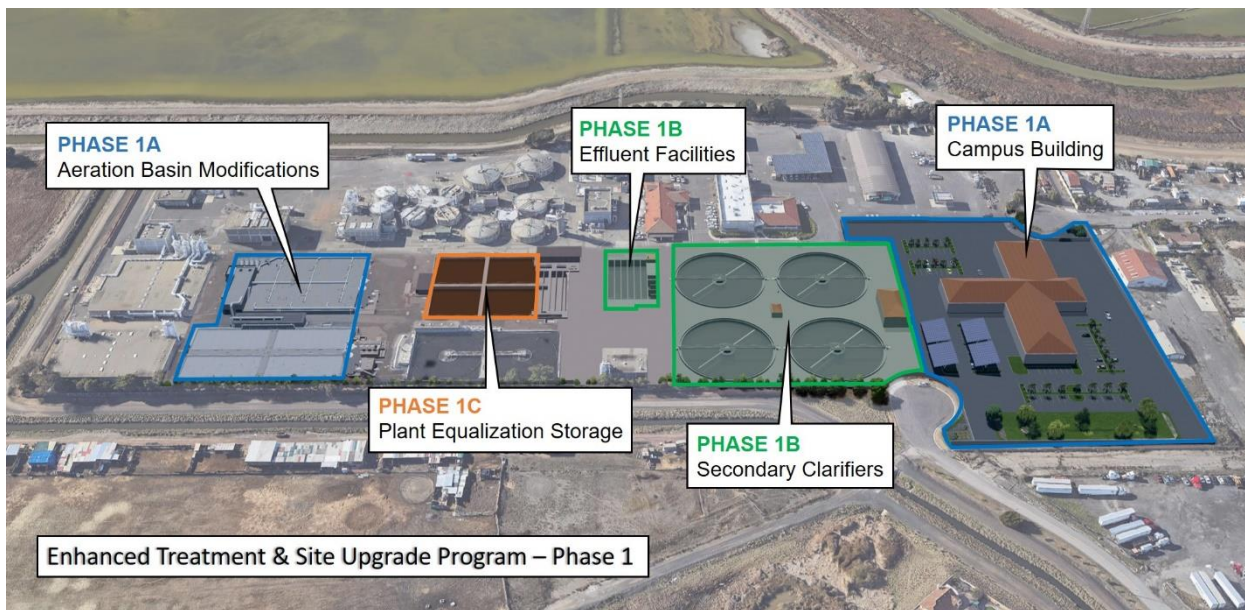
## Enhanced Treatment and Site Upgrade Program (ETSU)

As the provider of an essential service, the District must responsibly maintain its infrastructure to avoid catastrophic failures, minimize service disruptions, and protect the environment. USD conducted thorough evaluations of its infrastructure needs with the primary goal of utilizing existing assets to their fullest extent to decrease construction costs and reduce impacts on rates. These evaluations resulted in USD's Enhanced Treatment and Site Upgrade Program report. The report is available at [unionsanitary.ca.gov/etsu](http://unionsanitary.ca.gov/etsu).

The ETSU Program includes projects that not only upgrade and bring infrastructure up to current standards, but also prepare for future treatment processes such as nutrient removal (nitrogen, phosphorus, and ammonia), preserve capacity for a growing Bay Area, and manage the effects of a changing environment. These infrastructure improvements will improve the quality of the treated

wastewater, which will support future reclaimed water initiatives if deemed feasible in partnership with ACWD.

*ETSU Project Phases*



Along with the report’s recommended treatment process enhancements, the existing Administration and Control Buildings were found to require significant upgrades to meet current building standards. The existing maintenance building is nearing the end of its useful life and has been identified for replacement. The costs of retrofitting the current Administration and Control buildings and constructing a new Maintenance Building were compared to the cost of constructing all new buildings. Life-cycle costs for constructing all new buildings were estimated to be 20 percent less than retrofitting existing buildings, with construction costs between the two alternatives essentially equivalent. Available land for treatment improvements is limited at the 33-acre plant site. Construction of a new combined-use Campus building on Plant property will result in a much smaller footprint and allow treatment process enhancements to be built in optimal locations where existing buildings now stand. This will significantly minimize disruptions to staff productivity and customer service.

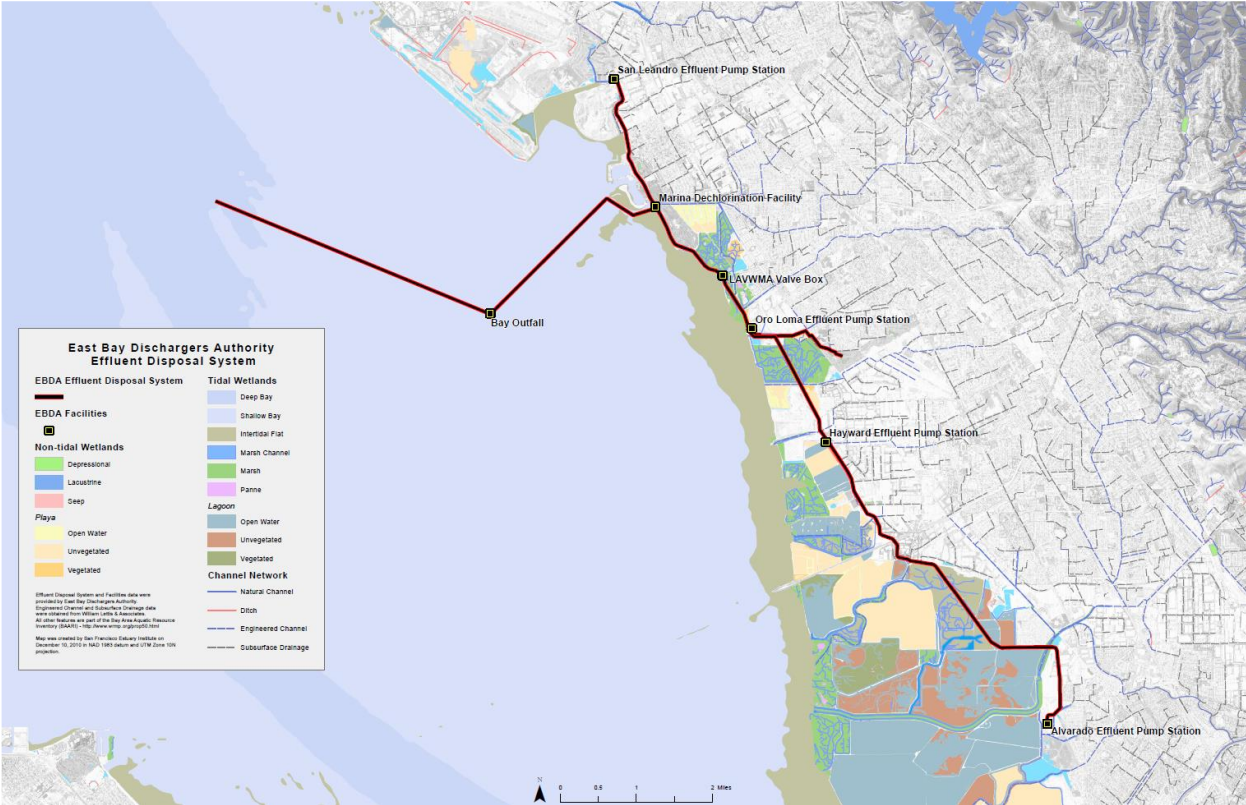
### **Additional Drivers for Rates**

#### **East Bay Discharge Authority (EBDA)**

USD is a member of EBDA, a Joint Powers Authority (JPA) that was formed in 1974 in response to changes made to the Clean Water Act that restricted release of treated wastewater in shallower areas of the San Francisco Bay. USD and other member agencies (City of Hayward, City of San Leandro, Oro Loma Sanitary District, and Castro Valley Sanitary District) share a large-diameter pipeline that discharges treated wastewater in the deeper waters of the Bay just south of the Oakland Airport (the pipeline ranges from 5 feet to 8 feet in diameter).



EBDA members recently adopted a new 20-year agreement. As the member using the largest amount of capacity in the shared line, USD's operating costs and capital responsibilities have increased, which impacts the District's Operating and CIP budgets. It is estimated USD's annual operating costs will increase by approximately \$450,000 annually (approximately \$9 million over 20 years), and capital costs will increase by \$15 million over 20 years.



EBDA System

**Wet-Weather Effluent Management**

USD currently provides treated water to the Hayward Marsh, which is owned and operated by the East Bay Regional Park District (EBRPD) and located just north of Highway 92. During dry weather, approximately 2.6 million gallons per day (MGD) of treated wastewater is pumped to the Hayward Marsh as a fresh water source. During wet weather, the treatment plant has processed up to 65 MGD, with the majority of flows above 42.9 directed to the Marsh. The Park District has decided to convert the Hayward Marsh to a tidally influenced salt marsh in the very near future, and USD must find a wet weather effluent discharge alternative.



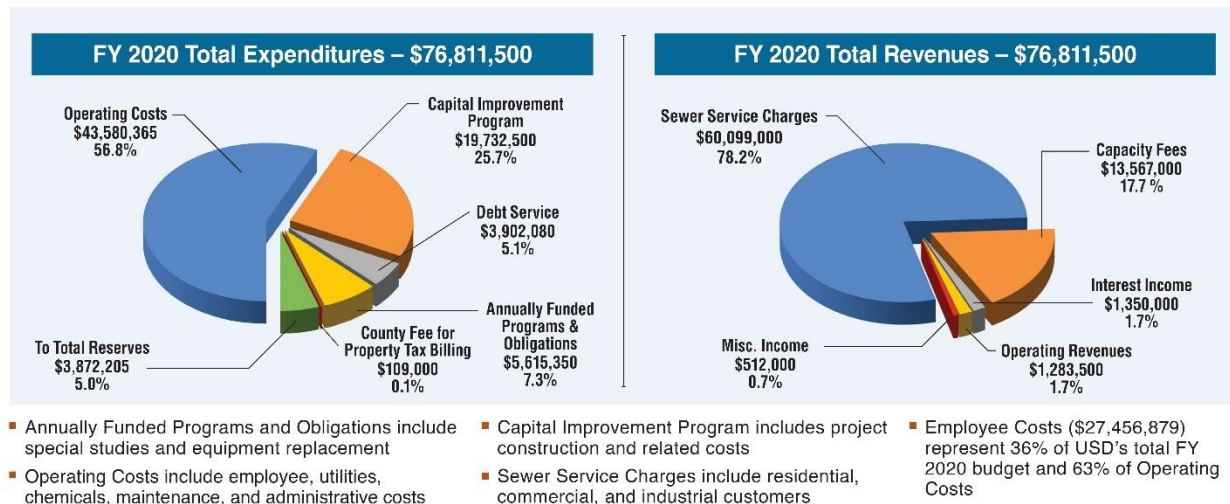
44 of 63  
Overflowing sewer manhole during wet weather

USD has an emergency outfall into a creek adjacent to the treatment plant. The use of this emergency outfall is tightly restricted via a permit from the State Water Quality Resources Control Board (SWQCB) with guidance from the Environmental Protection Agency (EPA). To allow more frequent

use and replacement of the Hayward Marsh wet weather capacity, the water quality of USD's effluent would have to improve, demonstrating a reduction in nutrients and ammonia. This will require significant upgrades to existing plant facilities and processes.

## Operating Costs

The District's current operating budget is approximately \$76.8 million. Revenue is raised from two primary sources: (1) Sewer service charges paid by residential customers, businesses, and other users of the system; and (2) Charging new development their proportionate share of infrastructure costs.



In addition to funding USD's capital improvement program, rate increases are implemented in part to address other rising costs. Approximately 36% of the District's total budget is attributable to personnel expenses, which is customary for a service-based organization that relies on the expertise of its staff. Like any other business operating in the Bay Area, USD faces rising cost of living expenses. The District does not participate in Social Security, and all USD employees pay 27% of USD's total pension costs, as well as a portion of their health care costs.

Chemicals, electricity, and fuel also account for a significant portion of the District's budget. Those costs have similarly increased. Chemical costs alone were over \$1.9 million in FY 2019. The District uses renewable energy wherever possible and works toward energy-independence, however, in FY 2019, USD's purchased power costs were over \$1.8 million.

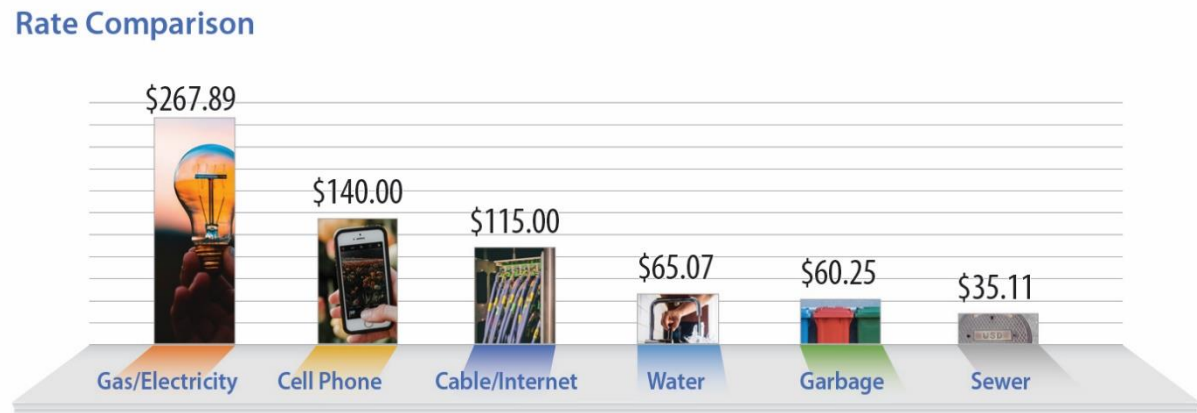
Wastewater treatment is an energy-intensive process; a "living organism" that requires oxygen to function properly. Increased solids arriving at the treatment plant require more oxygen to support the biological process utilized to treat waste. Large industrial blowers are used to supply up to 30,000 cubic feet of air per minute, which consumes a great deal of electricity.

**Efficiency and Technology**

Two of the many factors helping to reduce impacts on rates are efficient service and use of technology. By implementing technology to streamline permitting, plant operations, maintenance management, and engineering services, the District has been able to maintain more conservative staffing levels, thus helping to control costs. USD also partners with neighboring agencies to purchase chemicals and equipment at discounted prices.

**Compared to Other Utilities and Services, USD’s Rates are the Lowest**

A typical household in USD’s service area pays considerably more for services like those below:

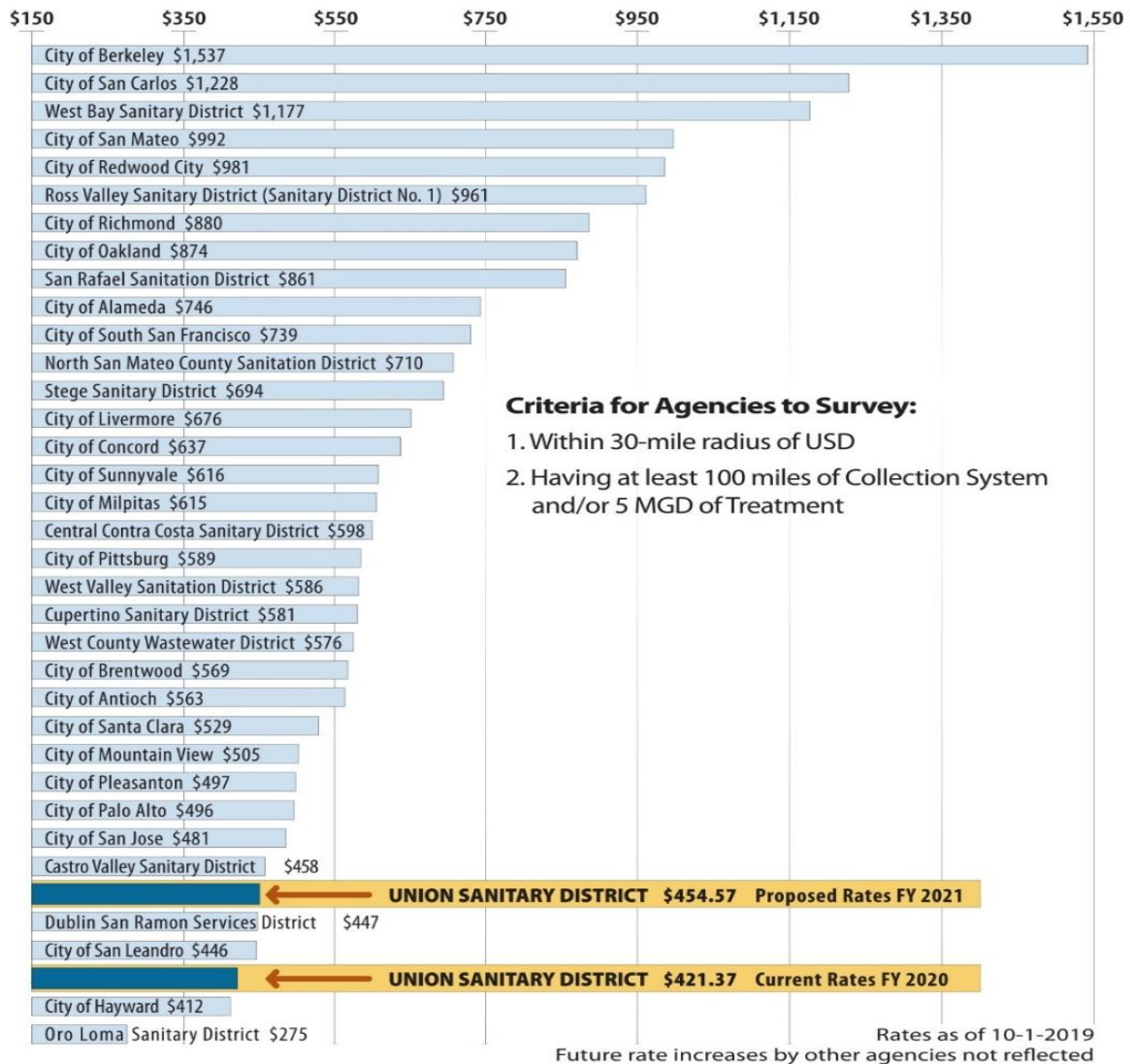


*Sewer Rate shown is USD’s FY 2020 single-family residential rate (July 1, 2019 – June 30, 2020) Other monthly utility rates are based on a typical residential household and were obtained from service providers where possible. Gas and electricity rate is based on an annual average for a 1,500 square foot home in USD’s service area. Cell phone monthly bill is based on a typical calling plan for a family of four.*

## USD Rates in Perspective

The District conducts an annual rate comparison survey of 36 Bay Area wastewater agencies. Today, only two have lower rates. If USD's proposed rate increases beginning in FY 2021 are approved, the District will remain at the lower end of the comparison.

### BAY AREA ANNUAL SEWER SERVICE CHARGES 2019-2020





**Frequently Asked Questions  
about  
Proposed Sewer Service Charges for Fiscal Years 2021 – 2025**

**1. Can the District postpone the rate increases until the current crisis passes?**

The rate study and Notice of Public Hearing were put in motion well before the current COVID-19 situation. The District is very sensitive to everything transpiring in the world right now. USD carefully considered the impacts of postponing the proposed rate increases, and it became very clear that any delay would be financially unwise and severely impact the District's operations in the years ahead.

The infrastructure needs of the District now and for the next 10 years were overwhelming factors in this decision. The District must move forward with required capital improvement projects to address current issues that make wastewater more costly to treat as well as aging infrastructure that, though well-maintained, has reached the end of its useful life. USD's 10-year Capital Improvement Program budget is \$644,350,000, and these infrastructure investments are necessary in order to maintain safe, reliable operations that comply with regulatory requirements. It's important to consider that construction of facilities takes several years, and the capital program will require over a full decade of construction and adequate funds to meet current critical needs as well as to prepare to meet anticipated requirements. Simply put, rate increases today will save customers the higher costs of deferring them to a later date. It is currently estimated that each year the District's critical capital projects are delayed costs approximately an additional \$12.5 million per year.

**2. Can the Public Hearing be postponed?**

The proposed rate increases and mailing of the Notice of Public Hearing were initiated long before the current COVID-19 crisis and the shelter in place orders were issued. The District recognizes that its customers may be uncertain about their finances, but has decided moving forward now instead of waiting avoids higher costs to ratepayers in the future due to delays.

The District is monitoring the evolving COVID-19 situation and state and county orders and will be working to ensure the health and safety of residents and compliance with the law throughout this process. We will provide updates, such as how to participate in meetings electronically, as we move forward.

USD is committed to making it as easy and convenient as possible for customers to communicate with us under the current circumstances. As provided in the notice, comments and protests may be sent via



email to [rates@unionsanitary.ca.gov](mailto:rates@unionsanitary.ca.gov), mailed to 5072 Benson Road, Union City, CA 94587, or faxed to (510) 477-7501. The District operates 24/7 365 days a year. We are always here and will do our best to respond to any inquiries in a quick and efficient manner.

### **3. Is USD holding the April 21 Public Information Meeting at the Fremont Library?**

The notices sent to customers were prepared and sent to the printer well before the shelter in place orders were issued. The meeting will likely be canceled and replaced with an online or teleconference option. Updates will be provided on the District's website [unionsanitary.ca.gov](http://unionsanitary.ca.gov), [Facebook page](#), and on Twitter [@usdtweets](#). Ratepayers can also contact the District at (510) 477-7500 or via email at [rates@unionsanitary.ca.gov](mailto:rates@unionsanitary.ca.gov).

### **4. Does USD offer a Senior Citizen discount, or other discounts?**

The District recognizes that rate increases are a cause for worry for customers on fixed incomes. The manner in which agencies such as USD set rates is highly regulated by voter-approved Proposition 218 as well as numerous State laws. These regulations dictate that all customers must pay their fair share of the cost to provide service, which is determined by the most recent cost of service analysis. Providing discounts to one segment of the customer base is currently not allowed as one customer group would be subsidizing another. Given these legal constraints, USD is unable to charge some customers more than their equitable share determined by the analysis in order to provide lower rates for others.

### **5. Can USD reduce rates during this challenging time?**

The District knows that the COVID-19 crisis has financially stressed many customers, and that a wastewater service rate increase, though a small part of household budgets, may add further worry. It's important to know that the District can only charge customers as much as it costs to provide service. If rates were reduced, USD would not be able to provide essential services, would default on loan requirements, would not be able to pay the contractors, vendors and other companies that support the operation of the District, or meet its regulatory requirements. For an agency that is charged with protection of public health and the environment, this would be irresponsible with potentially catastrophic results. Responsible construction of facilities will allow the District to continue to avoid interruptions to service and major spills that often plague other utilities and agencies. The District currently has one of California's best records for preventing collection system overflows; this record can be viewed at <https://unionsanitary.ca.gov/mission-facts-history>.

The reduction would have a greater impact on customers in the short and long term, leading to larger rate increases since the infrastructure improvements still need to be done.

### **6. Can USD spread the proposed rate increases out over a longer period?**

Delaying the currently proposed rate increase or spreading out the increases would result in increased funding needs in the years ahead. The proposed rates are based on the results of the most recent, comprehensive study of the cost of providing sewer service from July 2020 through June 2025. The cost of service analyses can only calculate the costs of providing service a maximum of five years into the future. Rate increases that are implemented this year will save customers the higher costs of deferring them until later.

**7. If they are approved, when will the new rates take effect?**

If approved, the rates will be adjusted July 1, 2020. Ratepayers will see the increase on their property tax statements beginning in November 2020 and continuing through the five-year period.

USD includes its annual charges on property tax statements to save the substantial additional administrative cost of mailing monthly bills. The charges appear on the statement as a single line item and are listed as “Union Sewer Svc”.

**8. Why is USD increasing the FY 2021 rate above what was approved in January 2016?**

In the years following the Board’s approval of rates for Fiscal Years 2016-2021, emerging trends such as increased solids in wastewater that make it more complicated and costly to treat and concern at the state and federal level regarding managing nutrients in San Francisco Bay prompted USD to undertake several years of studies and evaluations of infrastructure investment needs.

The studies and evaluations determined that rate increases beginning in Fiscal Year 2021 would provide substantial savings to customers versus delaying 12-24 months. It is currently estimated that each year the District’s critical capital projects are delayed costs approximately an additional \$12.5 million per year.

**9. Can the District request a postponement of state and federal treatment requirements, so it won’t need to raise rates?**

In addition to anticipated state and federal requirements, the District must move forward with necessary capital improvement projects. USD must quickly address current issues of aging infrastructure and wet-weather effluent management as well as trends such as higher solids in wastewater that make it more costly to treat. Without these projects, it will be very challenging for the District to operate the current facility without the possibility of violating the District’s discharge permit.

Even if the more stringent standards were postponed, the District must begin projects now that will ensure it can cost effectively and reliably meet future requirements when they are finally imposed. Construction of facilities takes several years, and the capital program requires over a full decade of construction and adequate funds to meet current critical needs as well as to prepare to meet anticipated requirements. Postponing of the requirements or the rate increase will only cost ratepayers more in the future.

**10. Why are the proposed increases higher than the rate of inflation?**

USD’s infrastructure needs, the costs of construction, and regulatory requirements all factor into the proposed increases. The District’s USD’s 10-year Capital Improvement Program budget is \$644,350,000 and includes projects that address current critical needs while preparing for the future. The District will continue to seek cost savings and other measures to keep the increases as low as possible over the five-year period. Examples of costs savings measures, the District is aggressively pursuing are low interest State and Federal infrastructure loans and other infrastructure financing options.

The improvements funded by the increase must be completed to ensure uninterrupted service and to meet permit requirements. Simply stated, they are mandatory and not discretionary costs. The bulk of the proposed rate increase is needed to fund the District’s Capital Improvement Program.

### **11. Can the District make cuts to staffing levels to keep rates lower?**

Compared to agencies providing comparable services, the District currently maintains minimal necessary staffing levels. If the District cut staff, it would lead to reduction in maintenance and operational activities that could put USD at risk of violating its state and federal permits for discharge to the San Francisco Bay. These are in place for protection of public health and the environment. The District makes every effort to minimize operating costs while continuing to provide responsible, reliable service.

It takes power, people, and chemicals to run a treatment plant. Some examples of how the District minimizes costs is to generate approximately 75% of its own power needs through solar and bio gas; purchasing chemicals through a Bay Area cooperative ensuring the lowest possible price and utilizing new techniques in pipeline rehabilitation and other service delivery methods to take advantage of any efficiency improvements to the operations and maintenance. It takes a highly trained workforce ranging from licensed operators, electricians, mechanics, engineers, chemists and professional finance and administrative staff to provide USD's services.

### **12. Why does Union Sanitary District charge a flat rate for single-family and multiple-family residences, instead of basing charges on flow from each household?**

Costs to administer any other type of rate program would be substantial and would more than likely exceed any savings. Determining the amount of wastewater received from each individual residential parcel accurately would require many additional staff members, and most wastewater agencies in California have concluded that the increased costs of charging each residence based on individual wastewater flows would lead to higher rates for customers.

The magnitude of the difference in cost between a small household and an average household is not as great as one might expect. The cost of serving the small family is not that much less than the long-term average because 85% or more of a typical wastewater system's costs are fixed and do not vary with flow.

Wastewater flows for residential customers cannot be metered accurately because the flow is typically not pressurized and contains solids and other constituents that would quickly clog meters. If the District were to base residential wastewater rates on flow, it would have to use potable water meter readings, which do not translate directly to actual wastewater quantities because potable water use includes water that is used for irrigation and other uses that do not drain to sewers.



**Directors**  
Manny Fernandez  
Tom Handley  
Pat Kite  
Anjali Lathi  
Jennifer Toy

**Officers**  
Paul R. Eldredge  
*General Manager/  
District Engineer*

Karen W. Murphy  
*Attorney*

**MAY 11, 2020  
BOARD OF DIRECTORS MEETING  
AGENDA ITEM # 9**

**TITLE:** COVID-19 Update (*This is an Information Item*)

**SUBMITTED:** Paul R. Eldredge, General Manager/District Engineer

**Recommendation**

Information only.

**Previous Board Action**

None.

**Background**

General Manager Eldredge will provide an update on the District's COVID-19 response and staffing levels.

**UNION SANITARY DISTRICT  
CHECK REGISTER  
04/18/2020-05/01/2020**

Check No.	Date	Dept	Invoice No.	Vendor	Description	Invoice Amt	Check Am
174412	4/30/2020	143	200196	OVERAA	PRIMARY DIGESTER NO. 7	\$1,936,812.50	\$1,936,812.50
174308	4/23/2020	110	3200	EAST BAY DISCHARGERS AUTHORITY	O&M ASSESSMENT, APR-JUN 2020	\$389,269.18	\$389,269.18
174389	4/30/2020	143	19171911	MONTEREY MECHANICAL CO	DIGESTER NO. 3 INSP & REHAB	\$205,693.20	\$205,693.20
174287	4/23/2020	143	2000341241	AECOM TECHNICAL SERVICES INC	CENTRIFUGE BUILDING IMPROVEMENTS	\$169,273.69	\$169,273.69
174406	4/30/2020	110	13729	SYNAGRO WEST LLC	MARCH 2020 BIOSOLIDS DISPOSAL	\$90,025.06	\$90,025.06
174395	4/30/2020	110	892820200407	PACIFIC GAS AND ELECTRIC	SERV TO 03/31/20 HAYWARD MARSH	\$55.24	\$88,532.23
	4/30/2020	170	140120200410		SERV TO 04/02/20 IRVINGTON PS	\$20,158.83	
	4/30/2020	170	666720200407		SERV TO 03/31/2020 PASEO PADRE PS	\$362.08	
	4/30/2020	110	170120200413		SERV TO 03/22/2020 PLANT	\$64,157.18	
	4/30/2020	170	013720200410		SERV TO 04/05/20 BOYCE RD PS	\$3,613.62	
	4/30/2020	170	898220200407		SERV TO 03/31/20 FREMONT PS	\$185.28	
174341	4/23/2020	143	2040666	WEST YOST ASSOCIATES	GRAVITY SEWER REHAB/REPLACEMENT	\$59,497.92	\$59,497.92
174356	4/30/2020	143	11368108	BROWN & CALDWELL CONSULTANTS	STANDBY POWER SYSTEM UPGRADE	\$51,681.43	\$51,681.43
174317	4/23/2020	143	900468.7	KIEWIT INFRASTRUCTURE WEST CO	3RD SLUDGE DEGRITTER SYSTEM	\$49,171.05	\$49,171.05
174295	4/23/2020	143	11367865	BROWN & CALDWELL CONSULTANTS	PRIMARY DIGESTER NO. 7	\$33,166.42	\$33,166.42

**UNION SANITARY DISTRICT  
CHECK REGISTER  
04/18/2020-05/01/2020**

Check No.	Date	Dept	Invoice No.	Vendor	Description	Invoice Amt	Check Am
174344	4/30/2020		69146	3T EQUIPMENT COMPANY INC	6 PIPE PATCH KITS WINTER	\$9,070.84	\$19,857.07
	4/30/2020		69147		8 PIPE PATCH KITS WINTER	\$5,254.83	
	4/30/2020	123	69148		7 PIPE PATCH KITS WINTER	\$5,531.40	
174340	4/23/2020	121	45404	WECO INDUSTRIES LLC	240 GAL SANAFOAM VAPOROOTER	\$17,460.15	\$17,460.15
174329	4/23/2020		32262	PREFERRED BENEFIT INSUR ADMINS	APR 2020 VSP STMT	\$3,117.40	\$15,583.93
	4/23/2020		322611		APR 2020 DELTA DENTAL STMT	\$12,466.53	
174397	4/30/2020	143	117470	PARAMOUNT SUPPLY COMPANY	PLANT ODOR CONTROL PILOT STUDY - FRP FITTINGS	\$15,422.10	\$15,422.10
174339	4/23/2020	143	19260	V&A CONSULTING ENGINEERS	CATHODIC PROTECTION IMPROVEMENTS	\$15,340.50	\$15,340.50
174338	4/23/2020	110	48538314	UNIVAR SOLUTIONS USA INC	4694.6 GALS SODIUM HYPOCHLORITE	\$3,391.28	\$13,684.44
	4/23/2020	110	48545412		4700 GALS SODIUM HYPOCHLORITE	\$3,395.17	
	4/23/2020	110	48540628		4699.8 GALS SODIUM HYPOCHLORITE	\$3,395.03	
	4/23/2020	110	48538315		4849.2 GALS SODIUM HYPOCHLORITE	\$3,502.96	
174307	4/23/2020	143	13918	DW NICHOLSON CORP	CALCIUM THIOSULFATE CHEMICAL TANK	\$12,950.00	\$12,950.00
174327	4/23/2020	121	52699	PLUG-IT PRODUCTS CORP	ASTD PARTS	\$11,442.44	\$11,442.44
174343	4/23/2020	143	4959	WORKSMART AUTOMATION INC	STANDBY POWER SYSTEM UPGRADE	\$10,596.00	\$10,596.00
174381	4/30/2020	170	2002225	JENSEN INSTRUMENT COMPANY	7 ROSEMOUNT TEMPERTURE TRANSMITTERS	\$10,167.48	\$10,167.48
174360	4/30/2020	143	186083	CAROLLO ENGINEERS	WAS THICKENERS	\$10,095.49	\$10,095.49
174346	4/30/2020	170	276916	ADVANCED CHEMICAL TRANSPORT	HAZARDOUS MATERIAL MANAGEMENT	\$9,652.14	\$9,652.14
174380	4/30/2020	143	W8X99300006	JACOBS ENGINEERING GROUP, INC	PUMP STATIONS ODOR CONTROL STUDY	\$7,493.09	\$7,493.09

**UNION SANITARY DISTRICT  
CHECK REGISTER  
04/18/2020-05/01/2020**

Check No.	Date	Dept	Invoice No.	Vendor	Description	Invoice Amt	Check Am
174315	4/23/2020	110	9017668736	KEMIRA WATER SOLUTIONS INC	46,340 LBS FERROUS CHLORIDE	\$6,695.69	\$6,695.69
174387	4/30/2020	170	44457	METROMOBILE COMMUNICATIONS INC	6 PORTABLE RADIOS	\$6,680.98	\$6,680.98
174407	4/30/2020	110	48546676	UNIVAR SOLUTIONS USA INC	4700 GALS SODIUM HYPOCHLORITE	\$3,395.17	\$6,644.86
	4/30/2020	110	48546677		4498.6 GALS SODIUM HYPOCHLORITE	\$3,249.69	
174370	4/30/2020	170	200290	FLO-LINE TECHNOLOGY INC	COGEN HOT WATER CIRC LOOP PUMP	\$6,331.36	\$6,331.36
174345	4/30/2020	170	53534	ABC FIRE PROTECTION INC	ANNUAL FIRE EXTINGUISHER SERVICE 2020	\$5,839.19	\$5,839.19
174361	4/30/2020	173	XMW9064	CDW GOVERNMENT LLC	AUDIO CONFERENCING ADD-IN TO M365	\$593.40	\$5,573.40
	4/30/2020	173	XDV2676		60 ADOBE ACROBAT PRO LICENSES	\$4,980.00	
174396	4/30/2020		29604771	PAN PACIFIC SUPPLY COMPANY	1 CHESTERTON SEALS	\$1,223.71	\$5,424.38
	4/30/2020		29604818		3 CHESTERTON SEALS	\$4,200.67	
174314	4/23/2020	143	W8Y02800003	JACOBS ENGINEERING GROUP, INC	PLANT ODOR CONTROL PILOT STUDY	\$4,431.16	\$4,431.16
174324	4/23/2020		105071	MUNIQUEIP, LLC	ASTD PUMP PARTS	\$4,370.78	\$4,370.78
174392	4/30/2020	130	27	MUSGRAVES CONSULTING SERVICES	SPECIALTY FINANCE SERVICES CONSULTANT	\$4,334.38	\$4,334.38
174403	4/30/2020	110	200407107	S&S TRUCKING	GRIT HAULING 03/23 & 3/26 & 3/30/20	\$2,622.26	\$4,119.86
	4/30/2020	110	20040786		GRIT BIN RENTAL 04/01/2020	\$750.00	
	4/30/2020	110	20040787		GRIT HAULING 04/02/2020	\$747.60	
174366	4/30/2020	170	15730	CRANE WORKS INC	APS DRY WELL HOIST REPAIRS	\$4,057.28	\$4,057.28
174363	4/30/2020		75229	COKER PUMP AND EQUIPMENT	1 LIQUIFLO REPAIR KIT	\$4,044.44	\$4,044.44
174342	4/23/2020	132	30855	WILEY PRICE & RADULOVICH LLP	LABOR & EMPLOYMENT LAW FEES	\$4,033.00	\$4,033.00

**UNION SANITARY DISTRICT  
CHECK REGISTER  
04/18/2020-05/01/2020**

Check No.	Date	Dept	Invoice No.	Vendor	Description	Invoice Amt	Check Am
174410	4/30/2020		45438	WECO INDUSTRIES LLC	ASTD TRUCK PARTS	\$3,968.87	\$3,968.87
174336	4/23/2020	130	505286	TRACKER, A DIV OF C2, LLC	PORTFOLIO ACCOUNTING & REPORTING ANNUAL	\$3,900.00	\$3,900.00
174357	4/30/2020		252271	BURKE, WILLIAMS & SORENSON LLP	CIP - FEB 2020	\$3,898.44	\$3,898.44
174377	4/30/2020	143	1200261146	HDR ENGINEERING INC	COGENERATION FEASIBILITY STUDY	\$3,879.10	\$3,879.10
174326	4/23/2020	173	7007	OJO TECHNOLOGY INC	REMOTE SITE SECURITY BACKUP	\$3,686.26	\$3,686.26
174294	4/23/2020	121	38261	BRENNTAG PACIFIC INC	5128 LBS SODIUM HYDROXIDE	\$1,459.56	\$3,289.01
	4/23/2020	121	38264		1282 LBS SODIUM HYDROXIDE	\$366.55	
	4/23/2020	121	38262		2564 LBS SODIUM HYDROXIDE	\$729.78	
	4/23/2020	121	38263		2564 LBS SODIUM HYDROXIDE	\$733.12	
174331	4/23/2020	122	22284	PRIME MECHANICAL SERVICE INC	SERVICE CALL: IRVINGTON PUMP STATION	\$3,075.00	\$3,075.00
174332	4/23/2020	141	20200416	QUADIENT INC	POSTAGE BY PHONE - TMS 8060344	\$3,000.00	\$3,000.00
174353	4/30/2020	173	1802133059C	AVEPOINT PUBLIC SECTOR INC	YEAR 3 - CLOUD BACKUP FOR OFFICE 365, EMAIL, AND ONE DRIVE	\$2,995.00	\$2,995.00



**UNION SANITARY DISTRICT  
CHECK REGISTER  
04/18/2020-05/01/2020**

Check No.	Date	Dept	Invoice No.	Vendor	Description	Invoice Amt	Check Am
174311	4/23/2020		9480420349	GRAINGER INC	ASTD PARTS & MATERIALS	\$56.96	\$2,527.18
	4/23/2020		9479026156		30 PACKS DISPOSABLE GLOVES	\$550.19	
	4/23/2020		9479629454		13 PACKS DISPOSABLE GLOVES	\$217.00	
	4/23/2020		9474619690		48 PK SOAP	\$62.03	
	4/23/2020	122	9474284156		ASTD PARTS & MATERIALS	\$468.12	
	4/23/2020		9477664776		8 RAIN JACKETS	\$462.71	
	4/23/2020		9479243207		17 PACKS DISPOSABLE GLOVES	\$283.77	
	4/23/2020	122	9478818041		ASTD PARTS & MATERIALS	\$49.90	
	4/23/2020		9477664768		1 LIQUID HAND SOAP	\$174.82	
	4/23/2020		9479228968		5 CASES COFFEE	\$201.68	
174372	4/30/2020	173	17001100016446	GE DIGITAL LLC	HISTORIAN TAG LICENSES UPGRADE	\$2,385.00	\$2,385.00
174365	4/30/2020	173	98991892	COLORADO WASHINGTON INC COMCAST OF	FIBER INTERNET BACKUP - APRIL 2020	\$2,010.36	\$2,010.36
174398	4/30/2020		10046	PULTE HOME CORPORATION	REFUND # 23842	\$2,000.00	\$2,000.00
174391	4/30/2020		105079	MUNIQUEIP, LLC	ASTD PUMP PARTS	\$1,885.26	\$1,885.26
174382	4/30/2020	170	151720	KAMAN INDUSTRIAL TECHNOLOGIES	3 MOTORS	\$1,845.81	\$1,867.60
	4/30/2020	170	80551		2 V BELT	\$21.79	
174291	4/23/2020	120	13407	AMERICAN DISCOUNT SECURITY	03/02/20 - 03/31/20 GUARD AT DISTRICT	\$1,716.00	\$1,716.00
174379	4/30/2020	141	CMXJ925	IRON MOUNTAIN	OFF-SITE STORAGE AND SERVICE - APR 2020	\$1,154.28	\$1,655.31
	4/30/2020	141	CMLC754		OFF-SITE STORAGE AND SERVICE - APR 2020	\$501.03	

**UNION SANITARY DISTRICT  
CHECK REGISTER  
04/18/2020-05/01/2020**

Check No.	Date	Dept	Invoice No.	Vendor	Description	Invoice Amt	Check Am
174402	4/30/2020		2378	ROCKWELL SOLUTIONS INC	1 CUTTERBAR PLATE	\$1,648.74	\$1,648.74
174384	4/30/2020		4830583	MALLORY SAFETY AND SUPPLY LLC	100 BX GLOVES	\$1,416.76	\$1,416.76
174299	4/23/2020	170	21748534	CARBOLINE COMPANY	PAINT & RELATED PAINT SUPPLIES	\$467.29	\$1,385.65
	4/23/2020	170	21748255		PAINT & RELATED PAINT SUPPLIES	\$918.36	
174378	4/30/2020	132	200614028	IEDA INC	LABOR RELATIONS CONSULTING APR 2020	\$1,334.00	\$1,334.00
174301	4/23/2020	173	XKV3715	CDW GOVERNMENT LLC	KEMP PROXY ANNUAL SUPPORT	\$1,327.00	\$1,327.00
174310	4/23/2020	173	2019289	FARALLON GEOGRAPHICS INC	PLANT GIS GEOCORTEX ENHANCEMENTS	\$1,275.00	\$1,275.00
174319	4/23/2020	173	20246	LOOKINGPOINT INC	ANNUAL SUPPORT FOR PBX AND NETWORK	\$1,225.00	\$1,225.00
174288	4/23/2020	170	9969969502	AIRGAS NCN	CYLINDER RENTAL	\$935.23	\$1,108.29
	4/23/2020	170	9099726614		1 CYL NITROGEN	\$173.06	
174386	4/30/2020	170	37733826	MCMASTER SUPPLY INC	ASTD PARTS & MATERIALS	\$421.73	\$1,093.98
	4/30/2020		38426072		ASTD PARTS & MATERIALS	\$260.59	
	4/30/2020	123	37819528		ASTD PARTS & MATERIALS	\$21.15	
	4/30/2020	170	37633625		ASTD PARTS & MATERIALS	\$326.01	
	4/30/2020	170	38622984		ASTD PARTS & MATERIALS	\$64.50	
174304	4/23/2020	170	20200328	COMMUNICATION & CONTROL INC	UTILITY FEE/ANTENNA RENTAL	\$1,093.84	\$1,093.84
174351	4/30/2020		14581787	AT&T	SERV: 03/10/20 - 04/09/20	\$1,071.35	\$1,071.35
174388	4/30/2020	114	2039021	MOBILE MODULAR MANAGEMENT CORP	ETSU TEMPORARY OFFICE SPACE	\$1,071.05	\$1,071.05
174355	4/30/2020	121	39964	BRENNTAG PACIFIC INC	3846 LBS SODIUM HYDROXIDE	\$1,028.98	\$1,028.98

**UNION SANITARY DISTRICT  
CHECK REGISTER  
04/18/2020-05/01/2020**

Check No.	Date	Dept	Invoice No.	Vendor	Description	Invoice Amt	Check Am
174325	4/23/2020	121	212371	NAYLOR STEEL INC	ASTD METAL, STEEL, STAINLESS & ALUMINUM	\$974.98	\$974.98
174374	4/30/2020	170	9487650625	GRAINGER INC	ASTD PARTS & MATERIALS	\$448.64	\$957.91
	4/30/2020	122	9481282920		1 THERMOMETER	\$44.68	
	4/30/2020		9484254140		1 PACK DISPOSABLE GLOVES	\$18.83	
	4/30/2020		9487484736		50 PACKS DISPOSABLE GLOVES	\$341.33	
	4/30/2020		9484390704		1 PACK DISPOSABLE GLOVES	\$18.83	
	4/30/2020		9484243085		1 PACK DISPOSABLE GLOVES	\$18.83	
	4/30/2020		9484390712		1 PACK DISPOSABLE GLOVES	\$18.83	
	4/30/2020	122	9486692818		1 KEY BOX	\$47.94	
174348	4/30/2020	143	533979654565	AMAZON.COM LLC	1 SIT/STAND STATIONS FOR CIP	\$307.29	\$914.14
	4/30/2020		20200410		04/20 - ASTD OFFICE SUPPLIES	\$606.85	
174293	4/23/2020	143	14998270	BLAISDELL'S	ASTD OFFICE SUPPLIES	\$730.82	\$905.31
	4/23/2020	110	15033920		1 TONER	\$174.49	
174409	4/30/2020		8089786752	VWR INTERNATIONAL LLC	LAB SUPPLIES	\$870.52	\$870.52
174322	4/23/2020		38237546	MCMASTER SUPPLY INC	ASTD PARTS & MATERIALS	\$843.56	\$843.56
174305	4/23/2020	170	950933	CUMMINS INC	ASTD PARTS & MATERIALS	\$801.01	\$801.01
174358	4/30/2020	143	2195252	CALIFORNIA SURVEYING DRAFTING	GPS & DATA COLLECTOR RENTAL	\$382.38	\$793.95
	4/30/2020	143	2195402		GPS & DATA COLLECTOR RENTAL	\$411.57	
174334	4/23/2020	110	20032654	S&S TRUCKING	GRIT HAULING 03/19/2020	\$783.27	\$783.27

**UNION SANITARY DISTRICT  
CHECK REGISTER  
04/18/2020-05/01/2020**

Check No.	Date	Dept	Invoice No.	Vendor	Description	Invoice Amt	Check Am
174298	4/23/2020	173	4032323839	CANON SOLUTIONS AMERICA INC	MTHLY MAINTENANCE BASED ON USE	\$164.21	\$778.41
	4/23/2020	173	4032325256		MTHLY MAINTENANCE BASED ON USE	\$314.40	
	4/23/2020	173	4032333516		MTHLY MAINTENANCE BASED ON USE	\$299.80	
174286	4/23/2020	122	10020730	ABOVE ALL PLUMBING, INC.	PLUMBING REPAIR SERVICES	\$760.00	\$760.00
174309	4/23/2020	113	1223823	ENTHALPY ANALYTICAL LLC	4 LAB SAMPLE ANALYSIS	\$752.50	\$752.50
174300	4/23/2020	143	183785	CAROLLO ENGINEERS	ALVARADO INFLUENT PS PUMPS AND VFDS	\$702.19	\$702.19
174316	4/23/2020	170	4150	KEN GRADY CO INC	1 SENSOR	\$658.25	\$658.25
174362	4/30/2020	132	200514687	CLAREMONT BEHAVIORAL SERVICES	MAY 2020 EAP PREMIUMS	\$657.80	\$657.80
174292	4/23/2020	122	1102339035	AMERIPRIDE SERVICES INC	ASTD DUST MOPS, WET MOPS & TERRY TOWEL	\$47.58	\$634.11
	4/23/2020		1102339020		UNIFORM LAUNDERING & RUGS	\$252.71	
	4/23/2020		1102339027		UNIFORM LAUNDERING SERVICE	\$333.82	
174349	4/30/2020		1102341990	AMERIPRIDE SERVICES INC	UNIFORM LAUNDERING & RUGS	\$259.36	\$630.76
	4/30/2020		1102342014		UNIFORM LAUNDERING SERVICE	\$371.40	
174290	4/23/2020	111	34733	ALLIED FLUID PRODUCTS CORP	ASTD PARTS & MATERIALS	\$173.11	\$626.79
	4/23/2020	170	34719		ASTD PARTS & MATERIALS	\$453.68	
174371	4/30/2020	132	116532490	FREMONT URGENT CARE CENTER	2 NEW HIRE PHYSICALS	\$596.00	\$596.00
174335	4/23/2020		20391002	TELEDYNE ISCO INC	5 SAMPLE TUBING	\$576.19	\$576.19
174303	4/23/2020	123	321712	CLARK'S HOME AND GARDEN INC	8 PG&E FILL SAND	\$526.80	\$526.80
174352	4/30/2020	170	488312001	AUTO BODY TOOLMART	ASTD PARTS & MATERIALS	\$526.06	\$526.06

**UNION SANITARY DISTRICT  
CHECK REGISTER  
04/18/2020-05/01/2020**

Check No.	Date	Dept	Invoice No.	Vendor	Description	Invoice Amt	Check Am
174318	4/23/2020		10439.1	KRIS CONSTRUCTION	REFUND # 22748	\$500.00	\$500.00
174368	4/30/2020		11711	ELITE ROOTER INC	REFUND # 23841	\$500.00	\$500.00
174297	4/23/2020	113	609198	CALTEST ANALYTICAL LABORATORY	6 LAB SAMPLE ANALYSIS	\$467.40	\$467.40
174400	4/30/2020	120	00D0036018380	NESTLE WATERS NO. AMERICA READYREFR	WATER SERVICE 03/07/20 - 04/06/20	\$448.94	\$448.94
174289	4/23/2020	170	5227159	ALL INDUSTRIAL ELECTRIC SUPPLY	ASTD PARTS & MATERIALS	\$448.14	\$448.14
174306	4/23/2020	144	3355242	DAILY JOURNAL CORPORATION	AD: ORDINNANCE #36.04	\$433.68	\$433.68
174359	4/30/2020	113	609290	CALTEST ANALYTICAL LABORATORY	9 LAB SAMPLE ANALYSIS	\$416.79	\$416.79
174321	4/23/2020	113	2003C56	MCCAMPBELL ANALYTICAL	LAB SAMPLE ANALYSIS	\$202.00	\$404.00
	4/23/2020	113	2003C11		LAB SAMPLE ANALYSIS	\$202.00	
174328	4/23/2020		156694	PREFERRED ALLIANCE INC	MARCH 2020 SERVICE FEE	\$383.57	\$383.57
174411	4/30/2020		5141	ZELAYA DESIGNS	PUBLIC OUTREACH	\$348.00	\$348.00
174296	4/23/2020		20200417	STATE OF CALIFORNIA	SALES & USE TAX 01/01/20 - 03/31/20	\$319.71	\$319.71
174313	4/23/2020	173	202095345	IRON MOUNTAIN	DATA/MEDIA OFF-SITE STORAGE - MAR 2020	\$314.48	\$314.48
174323	4/23/2020	170	24081907	MOTION INDUSTRIES INC	ASTD PARTS & MATERIALS	\$280.28	\$280.28
174364	4/30/2020	150	42016	COLANTUONO HIGHSMITH & WHATLEY	COST OF SERVICE ANALYSIS (COSA)	\$269.50	\$269.50
174404	4/30/2020		1964861003	SAN LEANDRO ELECTRIC SUPPLY	ASTD ELECTRICAL SUPPLIES	\$260.54	\$260.54
174373	4/30/2020	122	1841090801	GOODYEAR COMM TIRE & SERV CTRS	2 TIRES	\$250.35	\$250.35
174369	4/30/2020	132	296968	EXAMINETICS	2020 HEARING AND RESPIRATOR TESTS	\$240.00	\$240.00
174375	4/30/2020		11918100	HACH COMPANY	2 EA FORMAZIN TURBIDITY STANDARD	\$225.84	\$225.84

**UNION SANITARY DISTRICT  
CHECK REGISTER  
04/18/2020-05/01/2020**

Check No.	Date	Dept	Invoice No.	Vendor	Description	Invoice Amt	Check Am
174390	4/30/2020	122	40864	MORSE HYDRAULICS USA LLC	ASTD PARTS & MATERIALS	\$82.66	\$214.87
	4/30/2020	122	40832		ASTD PARTS & MATERIALS	\$132.21	
174367	4/30/2020	170	51411880001	CRESO EQUIP RENTALS & AFFIL	EQUIP RENTAL: CORE DRILLING MACHINE	\$205.71	\$205.71
174354	4/30/2020	120	15035050	BLAISDELL'S	ASTD OFFICE SUPPLIES	\$203.73	\$203.73
174385	4/30/2020	113	2004188	MCCAMPBELL ANALYTICAL	LAB SAMPLE ANALYSIS	\$202.00	\$202.00
174399	4/30/2020	141	16040227	QUADIENT INC	ASTD POSTAGE METER SUPPLIES	\$194.91	\$194.91
174330	4/23/2020	172	268723	PRESTIGE LENS LAB	SAFETY GLASSES - LU	\$273.27	\$179.51
	4/23/2020	172	268464		SAFETY GLASSES - MOSLEY	\$-46.09	
	4/23/2020	121	268463		SAFETY GLASSES - COUTO, F	\$-47.67	
174337	4/23/2020	122	136108	TRI-SIGNAL INTEGRATION INC	FIRE PROTECTION SERVICE - MONTHLY CHARGE MONITORING AGREE	\$133.33	\$133.33
174401	4/30/2020		106153	REMOTE SATELLITE SYSTEMS INT'L	IRIDIUM SVC FEE MAY 2020	\$112.00	\$112.00
174394	4/30/2020	136	32000438	NBS	BOND DISCLOSURE SERVICES	\$100.00	\$100.00
174320	4/23/2020	170	77966004	MATHESON TRI-GAS INC	MONTHLY CYLINDER RENTAL - MAR 2020	\$98.34	\$98.34
174302	4/23/2020	111	19101219520	CINTAS CORPORATION	1 WINTER JACKET FOR MAURICE FORTNER	\$98.29	\$98.29
174347	4/30/2020		9100087399	AIRGAS NCN	1 CYL WELDING GAS	\$94.08	\$94.08
174405	4/30/2020	113	20200427	JOHN SEO	EXP REIMB: CWEA CERTIFICATE	\$89.00	\$89.00
174376	4/30/2020	122	33962	HAYWARD PIPE AND SUPPLY	ASTD PARTS & MATERIALS	\$87.85	\$87.85
174393	4/30/2020	122	212474	NAYLOR STEEL INC	ASTD METAL, STEEL, STAINLESS & ALUMINUM	\$75.73	\$75.73
174312	4/23/2020	123	549679	HULBERT LUMBER SUPPLY	ASTD LUMBER SUPPLIES	\$60.86	\$60.86

**UNION SANITARY DISTRICT  
CHECK REGISTER  
04/18/2020-05/01/2020**

Check No.	Date	Dept	Invoice No.	Vendor	Description	Invoice Amt	Check Am
174333	4/23/2020	170	1928292001	R&B COMPANY	ASTD PARTS & MATERIALS	\$60.58	\$60.58
174383	4/30/2020	132	1496780	LIEBERT CASSIDY WHITMORE	LEGAL SVS - CALPERS UNIFORM APPEAL	\$56.00	\$56.00
174350	4/30/2020	141	20200428	ROLLIE ARBOLANTE	EXP REIMB: FLOWERS - E. PEREZ	\$28.33	\$28.33
174408	4/30/2020	136	98XW53140	UPS - UNITED PARCEL SERVICE	SHIPPING CHARGES W/E 04/04/20	\$13.97	\$13.97

**Invoices:**

<b>Credit Memos :</b>	<b>2</b>	<b>-93.76</b>
<b>\$0 - \$1,000 :</b>	<b>108</b>	<b>36,345.55</b>
<b>\$1,000 - \$10,000 :</b>	<b>53</b>	<b>183,258.18</b>
<b>\$10,000 - \$100,000 :</b>	<b>16</b>	<b>483,798.58</b>
<b>Over \$100,000 :</b>	<b>4</b>	<b>2,701,048.57</b>
<b>Total:</b>	<b>183</b>	<b>3,404,357.12</b>

**Checks:**

<b>\$0 - \$1,000 :</b>	<b>60</b>	<b>25,090.82</b>
<b>\$1,000 - \$10,000 :</b>	<b>46</b>	<b>153,544.02</b>
<b>\$10,000 - \$100,000 :</b>	<b>17</b>	<b>524,673.71</b>
<b>Over \$100,000 :</b>	<b>4</b>	<b>2,701,048.57</b>
<b>Total:</b>	<b>127</b>	<b>3,404,357.12</b>