



Directors
Manny Fernandez
Tom Handley
Pat Kite
Anjali Lathi
Jennifer Toy

**UNION SANITARY DISTRICT BOARD MEETING/
UNION SANITARY DISTRICT FINANCING AUTHORITY
AGENDA**

Officers
Paul R. Eldredge
*General Manager/
District Engineer*

**Monday, March 11, 2024
Regular Meeting - 4:00 P.M.**

Karen W. Murphy
Attorney

**Union Sanitary District
Administration Building
5072 Benson Road
Union City, CA 94587**

1. Call to Order.

2. Salute to the Flag.

3. Roll Call.

- Motion 4. Approve Minutes of the Union Sanitary District Board Meeting of February 26, 2024.

- Motion 5. Operations Report:
 - a. Fiscal Year 2024 2nd Quarter Managed Investment Portfolio *(to be reviewed by the Investment Portfolio Ad Hoc).*
 - b. Fiscal Year 2024 2nd Quarter District-Wide Balanced Scorecard Measures *(to be reviewed by the Legal/Community Affairs Committee).*

6. Written Communications.

7. Public Comment.
Public Comment is limited to three minutes per individual, with a maximum of 30 minutes per subject. If the comment relates to an agenda item, the speaker should address the Board at the time the item is considered. Speaker cards will be available in the Boardroom and are requested to be completed prior to the start of the meeting.

- Motion 8. Consider Confirming and Declaring the Need to Continue the Emergency Action to Repair a Sinkhole on Cushing Parkway in the City of Fremont *(to be reviewed by the Engineering and Information Technology Committee).*

- Motion 9. Authorize the General Manager to Execute an Agreement with the City of Union City for Emergency Building Inspection Program *(to be reviewed by the Legal/Community Affairs Committee).*

- Information 10. Publication of Confluent Medical Technologies, Inc. and Safety-Kleen of California, Inc. as Significant Violators in 2023 *(to be reviewed by the Legal/Community Affairs Committee).*

- Information 11. Report on the East Bay Dischargers Authority Meeting of February 15, 2024.

- Information 12. Check Register.
-
- Information 13. Committee Meeting Reports. *(No Board action is taken at Committee meetings):*
- a. Investment Portfolio Ad Hoc – Wednesday, March 6, 2024, at 3:30 p.m.
 - Director Handley and Director Lathi
 - b. Engineering and Information Technology Committee – Friday, March 8, 2024, at 10:00 a.m.
 - Director Fernandez and Director Toy
 - c. Legal/Community Affairs Committee – Friday, March 8, 2024, 11:30 a.m.
 - Director Kite and Director Lathi
 - d. Legislative Committee – will not meet.
 - e. Personnel Committee – will not meet.
-
- Information 14. General Manager’s Report *(Information on recent issues of interest to the Board).*
-
15. Other Business:
- a. Comments and questions. *Directors can share information relating to District business and are welcome to request information from staff.*
 - b. Scheduling matters for future consideration.
-
16. Adjournment – The Board will adjourn to a Special Board Meeting to be held in the Boardroom on Wednesday, March 13, 2024, at 4:00 p.m.
-
17. Adjournment – The Board will then adjourn to a Special Board Meeting to be held in the Boardroom on Tuesday, March 19, 2024, at 4:00 p.m.
-
18. Adjournment – The Board will then adjourn to the next Regular Board Meeting to be held in the Boardroom on Monday, March 25, 2024, at 4:00 p.m.
-

The facilities at the District Offices are wheelchair accessible. Any attendee requiring special accommodations at the meeting should contact the General Manager’s office at (510) 477-7503 at least 24 hours in advance of the meeting.



Directors
Manny Fernandez
Tom Handley
Pat Kite
Anjali Lathi
Jennifer Toy

INVESTMENT PORTFOLIO AD HOC MEETING
Committee Members: Director Handley and Director Lathi

Officers
Paul R. Eldredge
*General Manager/
District Engineer*

AGENDA
Wednesday, March 6, 2024
3:30 P.M.

Karen W. Murphy
Attorney

Alvarado Conference Room
5072 Benson Road
Union City, CA 94587

**THIS MEETING WILL BE TELECONFERENCED FROM THE FOLLOWING LOCATIONS:
851 UINTA COURT, FREMONT, CALIFORNIA; THE GUEST PARKING AREA LOCATED ON
OCASO CAMINO, WEST OF AND CLOSEST TO THE INTERSECTION OF PASEO PADRE
PARKWAY IN FREMONT, CALIFORNIA.**

THE TELECONFERENCE LOCATIONS SHALL BE ACCESSIBLE TO THE PUBLIC.

1. Call to Order

2. Roll Call

3. Public Comment
Public Comment is limited to three minutes per individual, with a maximum of 30 minutes per subject. If the comment relates to an agenda item, the speaker should address the Board at the time the item is considered. Speaker cards will be available and are requested to be completed prior to the start of the meeting.
 - Alvarado Conference Room
 - Teleconference Locations

4. Items to be reviewed for the Regular Board meeting of March 11, 2024:
 - Fiscal Year 2024 2nd Quarter Managed Investment Portfolio

5. Adjournment

Items reviewed at committee meetings will be included in the agenda packet for the upcoming Board meeting. No action will be taken at committee meetings.

The facilities at the District Offices are wheelchair accessible. Any attendee requiring special accommodations at the meeting should contact the General Manager's office at (510) 477-7503 at least 24 hours in advance of the meeting.



Directors
Manny Fernandez
Tom Handley
Pat Kite
Anjali Lathi
Jennifer Toy

**ENGINEERING AND INFORMATION TECHNOLOGY
COMMITTEE MEETING**
Committee Members: Director Fernandez and Director Toy

Officers
Paul R. Eldredge
*General Manager/
District Engineer*

AGENDA
Friday, March 8, 2024
10:00 A.M.

Karen W. Murphy
Attorney

Alvarado Conference Room
5072 Benson Road
Union City, CA 94587

THIS MEETING WILL BE TELECONFERENCED FROM 4834 RICHMOND AVENUE, FREMONT, CALIFORNIA.

THE TELECONFERENCE LOCATION SHALL BE ACCESSIBLE TO THE PUBLIC.

1. Call to Order

2. Roll Call

3. Public Comment

Public Comment is limited to three minutes per individual, with a maximum of 30 minutes per subject. If the comment relates to an agenda item, the speaker should address the Board at the time the item is considered. Speaker cards will be available and are requested to be completed prior to the start of the meeting.

- Alvarado Conference Room
 - Teleconference Location
-

4. Items to be reviewed for the Regular Board meeting of March 11, 2024:

- Consider Confirming and Declaring the Need to Continue the Emergency Action to Repair a Sinkhole on Cushing Parkway in the City of Fremont
-

5. Adjournment

Items reviewed at committee meetings will be included in the agenda packet for the upcoming Board meeting. No action will be taken at committee meetings.

The facilities at the District Offices are wheelchair accessible. Any attendee requiring special accommodations at the meeting should contact the General Manager’s office at (510) 477-7503 at least 24 hours in advance of the meeting.



Directors
Manny Fernandez
Tom Handley
Pat Kite
Anjali Lathi
Jennifer Toy

LEGAL/COMMUNITY AFFAIRS COMMITTEE MEETING

Committee Members: Director Kite and Director Lathi

Officers
Paul R. Eldredge
*General Manager/
District Engineer*

AGENDA

Friday, March 8, 2024

11:30 A.M.

Karen W. Murphy
Attorney

**Alvarado Conference Room
5072 Benson Road
Union City, CA 94587**

**THIS MEETING WILL BE TELECONFERENCED FROM THE FOLLOWING LOCATIONS:
STIRLING COURT NEAREST LAKE BOULEVARD, NEWARK, CALIFORNIA; THE GUEST
PARKING AREA LOCATED ON OCASO CAMINO, WEST OF AND CLOSEST TO THE
INTERSECTION OF PASEO PADRE PARKWAY IN FREMONT, CALIFORNIA.**

THE TELECONFERENCE LOCATIONS SHALL BE ACCESSIBLE TO THE PUBLIC.

1. Call to Order

2. Roll Call

3. Public Comment

Public Comment is limited to three minutes per individual, with a maximum of 30 minutes per subject. If the comment relates to an agenda item, the speaker should address the Board at the time the item is considered. Speaker cards will be available and are requested to be completed prior to the start of the meeting.

- Alvarado Conference Room
 - Teleconference Locations
-

4. Items to be reviewed for the Regular Board meeting of March 11, 2024:

- Fiscal Year 2024 2nd Quarter District-Wide Balanced Scorecard Measures
 - Authorize the General Manager to Execute an Agreement with the City of Union City for Emergency Building Inspection Program
 - Publication of Confluent Medical Technologies, Inc. and Safety-Kleen of California, Inc. as Significant Violators in 2023
-

5. Adjournment

Items reviewed at committee meetings will be included in the agenda packet for the upcoming Board meeting. No action will be taken at committee meetings.

The facilities at the District Offices are wheelchair accessible. Any attendee requiring special accommodations at the meeting should contact the General Manager’s office at (510) 477-7503 at least 24 hours in advance of the meeting.

**MINUTES OF THE MEETING OF THE
BOARD OF DIRECTORS OF
UNION SANITARY DISTRICT/UNION SANITARY DISTRICT FINANCING
AUTHORITY
February 26, 2024**

CALL TO ORDER

President Fernandez called the meeting to order at 4:00 p.m.

SALUTE TO THE FLAG

President Fernandez led the salute to the flag.

ROLL CALL

PRESENT: Manny Fernandez, President
Jennifer Toy, Vice President
Tom Handley, Secretary

ABSENT: Anjali Lathi, Director
Pat Kite, Director

STAFF: Paul Eldredge, General Manager/District Engineer
Karen Murphy, District Counsel
Mark Carlson, Business Services Manager/CFO
Armando Lopez, Treatment and Disposal Services Manager
Jose Rodrigues, Collection Services Manager
Raymond Chau, Technical Services Manager
Robert Simonich, Fabrication, Maintenance, and Construction Manager
Alisa Gordon, Human Resources Manager
Ric Pipkin, Enhanced Treatment and Site Upgrade Program Manager
Matt Lubina, Collection Services Coach
Marcus Lee, Treatment and Disposal Services Coach
Richard Thow, Customer Service Coach
Trieu Nguyen, IT Administrator
Paris Jones, Accounting and Financial Analyst
Regina McEvoy, Executive Assistant to the General Manager/Board Clerk

VISITORS: Jack Alcom, Tri-City Voice Newspaper

**APPROVE MINUTES OF THE UNION SANITARY DISTRICT SPECIAL BOARD
MEETING OF FEBRUARY 6, 2024**

It was moved by Secretary Handley, seconded by Vice President Toy, to Approve the Minutes of the Special Board Meeting of February 6, 2024. Motion carried with the following vote:

AYES: Fernandez, Handley, Toy
NOES: None
ABSTAIN: None
ABSENT: Kite, Lathi

APPROVE MINUTES OF THE UNION SANITARY DISTRICT BOARD MEETING OF FEBRUARY 12, 2024

It was moved by Vice President Toy, seconded by Secretary Handley, to Approve the Minutes of the Board Meeting of February 12, 2024. Motion carried with the following vote:

AYES: Fernandez, Handley, Toy
NOES: None
ABSTAIN: None
ABSENT: Kite, Lathi

APPROVE MINUTES OF THE UNION SANITARY DISTRICT SPECIAL BOARD MEETING OF FEBRUARY 13, 2024

It was moved by Vice President Toy, seconded by Secretary Handley, to Approve the Minutes of the Special Board Meeting of February 13, 2024. Motion carried with the following vote:

AYES: Fernandez, Handley, Toy
NOES: None
ABSTAIN: None
ABSENT: Kite, Lathi

JANUARY 2024 MONTHLY OPERATIONS REPORT

This item was reviewed by the Budget & Finance and Legal/Community Affairs Committees. General Manager Eldredge provided an overview of the Monthly Report and Business Services Manager/CFO Carlson provided an overview of the financial reports.

WRITTEN COMMUNICATIONS

There were no written communications.

PUBLIC COMMENT

There was no public comment.

REVIEW AND CONSIDER APPROVAL OF POLICY NO. 2075, SURPLUS PROPERTY DISPOSAL

This item was reviewed by the Budget & Finance Committee. Business Services Manager/CFO Carlson stated the Policy was last reviewed by the Board in February 2021; staff recommended no changes to the Policy other than minor administrative

updates and clarifications. Staff recommended the Board review and consider approval of Policy No. 2075, Surplus Property Disposal.

It was moved by Vice President Toy, seconded by Secretary Handley, to Approve Policy No. 2075, Surplus Property Disposal. Motion carried with the following vote:

AYES: Fernandez, Handley, Toy
NOES: None
ABSTAIN: None
ABSENT: Kite, Lathi

REVIEW AND CONSIDER APPROVAL OF POLICY NO. 2025, FRAUD IN THE WORKPLACE

This item was reviewed by the Audit Committee. Business Services Manager/CFO Carlson stated the Policy was last reviewed by the Board in December 2020; staff recommended no changes to the Policy other than minor administrative updates and clarifications. Staff recommended the Board review and consider approval of Policy No. 2025, Fraud in the Workplace.

It was moved by Vice President Toy, seconded by Secretary Handley, to Approve Policy No. 2025, Fraud in the Workplace. Motion carried with the following vote:

AYES: Fernandez, Handley, Toy
NOES: None
ABSTAIN: None
ABSENT: Kite, Lathi

REVIEW AND CONSIDER APPROVAL OF POLICY NO. 2010, INTERNAL CONTROLS

This item was reviewed by the Audit Committee. Business Services Manager/CFO Carlson stated the Policy was last reviewed by the Board in January 2021; staff recommended no changes to the Policy other than minor administrative updates and clarifications. Staff recommended the Board review and consider approval of Policy No. 2010, Internal Controls.

It was moved by Vice President Toy, seconded by Secretary Handley, to Approve Policy No. 2010, Internal Controls. Motion carried with the following vote:

AYES: Fernandez, Handley, Toy
NOES: None
ABSTAIN: None
ABSENT: Kite, Lathi

REJECT THE SOLE BID RECEIVED FOR THE FISCAL YEAR 2023 CAST IRON/PIPE LINING PROJECT AND AUTHORIZE STAFF TO RE-BID THE PROJECT

This item was reviewed by the Engineering and Information Technology Committee. Technical Services Manager Chau stated the Engineer's Estimate for the Total Contract Price for the Project was \$594,000. Kerex Engineering, Inc. was the sole bidder with a total bid amount of \$877,000, which was 47.6% above the Engineer's Estimate. Staff reviewed Kerex's bid and found it to be non-responsive based upon the facts outlined in the Board meeting packet. Staff notified Kerex of its intent to reject its bid, and Kerex did not file a protest. Prior to re-bidding the Project, staff will review any potential schedule conflicts with other projects out to bid during the same period. Staff will also engage agencies and consultants to inquire about other projects out to bid to select a bid opening date with limited conflicts. Staff recommended the Board reject the sole bid received for the Fiscal Year 23 Cast Iron/Pipe Lining Project and authorize staff to re-bid the project.

It was moved by Secretary Handley, seconded by Vice President Toy, to Reject the Sole Bid Received for the Fiscal Year 2023 Cast Iron/Pipe Lining Project and Authorize Staff to Re-bid the Project. Motion carried with the following vote:

AYES: Fernandez, Handley, Toy
NOES: None
ABSTAIN: None
ABSENT: Kite, Lathi

CONSIDER A RESOLUTION TO ACCEPT A SANITARY SEWER EASEMENT FOR TRACT 8512 – ROBERTS AVENUE TOWNHOMES, LOCATED AT CLIFFWOOD COMMON AND ROBERTS AVENUE IN THE CITY OF FREMONT

This item was reviewed by the Legal/Community Affairs Committee. Customer Service Coach Thow stated Roberts Fremont, LP, constructed a residential development located at Cliffwood Common and Roberts Avenue, in the City of Fremont. The roadways of the development do not meet the City of Fremont's requirements for public streets and have been designat4ed as private. Roberts Fremont, LP, constructed the new sewer mains within the private roadways and granted the District a sanitary sewer easement providing for access and maintenance of the new public sewer mains. Staff recommended the Board consider a resolution to accept a sanitary sewer easement for Tract 8512 – Roberts Avenue Townhomes, located at Cliffwood Common and Roberts Avenue, in the City of Fremont.

It was moved by Secretary Handley, seconded by Vice President Toy, to Adopt Resolution 3008 to Accept a Sanitary Sewer Easement for Tract 8512 – Roberts Avenue Townhomes, Located at Cliffwood Common and Roberts Avenue, in the City of Fremont, California. Motion carried with the following vote:

AYES: Fernandez, Handley, Toy
NOES: None
ABSTAIN: None
ABSENT: Kite, Lathi

CONSIDER CONFIRMING AND DECLARING THE NEED TO CONTINUE THE EMERGENCY ACTION TO REPAIR A SINKHOLE ON CUSHING PARKWAY IN THE CITY OF FREMONT

This item was reviewed by the Engineering and Information Technology Committee. Technical Services Manager Chau stated, on February 12, 2024, the Board adopted a resolution declaring the need to authorize an emergency and the expenditure of funds to allow staff to proceed with the expeditious repair of a sinkhole on Cushing Parkway in the City of Fremont. Following adoption of the resolution, staff issued written notification to McGuire and Hester to commence services in accordance with our emergency services contract. McGuire and Hester developed and submitted required traffic control plans/permit applications to the City of Fremont. The public contract code requires the Board to review the status of the emergency action at every regularly scheduled Board meeting following adoption of the resolution until the action is terminated. Staff recommended the Board declare the continuance of the emergency action to repair a sinkhole on Cushing Parkway in the City of Fremont.

It was moved by Vice President Toy, seconded by Secretary Handley, to Declare the Continuance of the Emergency Action to Repair a Sinkhole on Cushing Parkway in the City of Fremont. Motion carried with the following vote:

AYES: Fernandez, Handley, Toy
NOES: None
ABSTAIN: None
ABSENT: Kite, Lathi

INFORMATION ITEMS:

Solar and Cogeneration Facilities Operational Update

This item was reviewed by the Budget & Finance Committee. Technical Services Manager Chau stated the total benefit through December 31, 2023, for the Alvarado Wastewater Treatment Plant Solar Carport, constructed in 2011, was \$780,527 for 87.7% simple payback. The total benefit to date for the Irvington Pump Station Solar Facility, constructed in 2012, was \$3,970,781 for 138.5% simple payback. The total benefit to date for the Cogeneration Facility, constructed in 2014, was \$13,770,035 for 87.1% simple payback.

Report on the East Bay Dischargers Authority Meeting of January 18, 2024

General Manager Eldredge provided an overview of the EBDA Commission meeting minutes included in the Board meeting packet.

Check Register

There were no questions regarding the check register.

COMMITTEE MEETING REPORTS:

The Audit, Engineering and Information Technology, and Legal/Community Affairs Committees met. The Budget & Finance Committee meeting was changed to a briefing.

GENERAL MANAGER’S REPORT:

- General Manager Eldredge provided a COVID update.
- Hazen and Sawyer, the engineering firm working on the Enhanced Treatment and Site Upgrade Program, have developed a series of trainings for District staff focused on activated sludge conditioning. General Manager Eldredge stated a condensed one-hour version of the training would be created and presented to the Board at a future meeting.
- General Manager Eldredge will present to the Niles Rotary Club on March 28, 2024.
- General Manager Eldredge stated staff will look to schedule a tour of the Campus building with the Board after the rainy season.
- General Manager Eldredge stated the 3rd watershed permit issued by the Water Quality Control Board to BACWA (Bay Area Clean Water Agencies) has been shared in draft form. The draft has been under review and comments are being prepared by BACWA member agencies. While the proposed 5-year interim nutrient limit appears manageable, the 10-year permanent nutrient limit has been of concern as it would require a 50% reduction in nutrients. Staff requested language be included to incentivize early adopters of nutrient reduction projects and an additional 10 years to comply with the proposed 50% reduction.

OTHER BUSINESS:

There was no other business.

ADJOURNMENT:

The meeting was adjourned at 4:37 p.m. to the next Regular Meeting to be held in the Boardroom on Monday, March 11, 2024, at 4:00 p.m.

SUBMITTED:

ATTEST:

REGINA McEVOY
BOARD CLERK

TOM HANDLEY
SECRETARY

APPROVED:

MANNY FERNANDEZ
PRESIDENT

Adopted this 11th day of March 2024



USD
TREAT
PROTECT
PRESERVE
est. 1918
TRI-CITY WASTEWATER

Directors
Manny Fernandez
Tom Handley
Pat Kite
Anjali Lathi
Jennifer Toy

Officers
Paul R. Eldredge
*General Manager/
District Engineer*

Karen W. Murphy
Attorney

**MARCH 11, 2024
BOARD OF DIRECTORS MEETING
AGENDA ITEM #5.a**

TITLE: Fiscal Year 2024 Second Quarter Managed Investment Portfolio Report (*This is an Information Item*)

SUBMITTED: Paul R. Eldredge, General Manager/District Engineer
Mark Carlson, Business Services Work Group Manager/CFO

Recommendation

Information only.

Discussion

The attached report from PFM shows the District's investment positions for the 2nd Quarter of Fiscal Year 2024 (ending December 31, 2023).

This reporting format is intended to supplement the existing Monthly Operations Report provided by Staff for the months of October, November and December of 2023 and includes the following sections, which will be presented in detail:

- Market Update
- Account Summary
- Portfolio Review
- Disclosures
- Glossary

Representatives from PFM and staff will be available to answer questions.

Background

In October of 2018, the Board authorized the General Manager to sign the Portfolio Management Services Contract with PFM Asset Management LLC (PFM) for investment management services. The strategy behind this decision was to maximize investment returns to the extent practicable, while maintaining compliance with all policy, legal and regulatory requirements for government agency investments. The provision of comprehensive portfolio

reporting and current economic analyses were both deliverables in the contract negotiated with PFM.

Previous Board Action

None

Attachment:

Investment Performance Review for the Quarter Ended December 31, 2023.

UNION SANITARY DISTRICT

Investment Performance Review For the Quarter Ended December 31, 2023

Client Management Team

Monique Spyke, Managing Director
Joseph Creason, Portfolio Manager
Jeremy King, Key Account Manager
Rachael Miller, Client Consultant

PFM Asset Management LLC

1 California Street Ste. 1000
San Francisco, CA 94111-5411
415-393-7270

213 Market Street
Harrisburg, PA 17101-2141
717-232-2723

Agenda

- Market Update
- Portfolio Review

Market Update

Current Market Themes



- ▶ The U.S. economy is characterized by:
 - ▶ Economic resilience but expectations for a slowdown
 - ▶ Cooling inflation that still remains above the Federal Reserve's ("Fed") target
 - ▶ The labor market coming into better balance
 - ▶ Consumers that continue to support growth through spending



- ▶ Federal Reserve signals end to rate hiking cycle
 - ▶ Fed projected to cut the short-term Fed funds rate by 75 basis points by December 2024, with the overnight rate falling to 4.50% to 4.75%
 - ▶ Markets are pricing a more aggressive 6 rate cuts by year end
 - ▶ Fed officials reaffirm that restoring price stability is the priority



- ▶ Treasury yields ended the quarter materially lower
 - ▶ After peaking in October, yields reversed course on dovish Fed pivot
 - ▶ Yield curve inversion persisted throughout the rally
 - ▶ Credit spreads narrowed sharply on increased expectations for a soft landing

Rates Fall on Softer Inflation and Fed Pivot

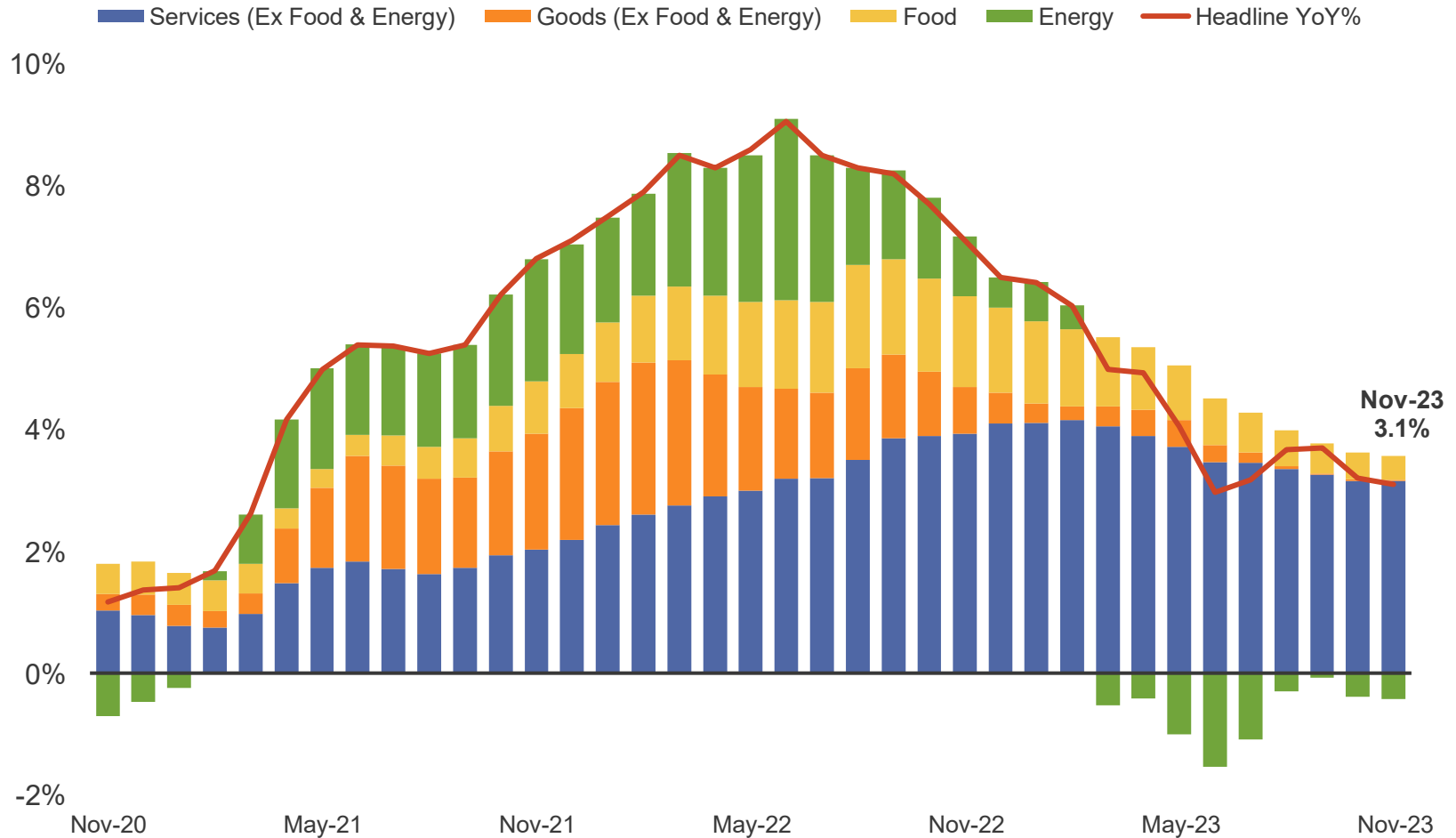
2-Year US Treasury Yield



Source: Bloomberg, as of 12/31/2023.

Inflation Continues to Trend Lower

Consumer Prices (CPI) Year-over-Year Change in Top-Line Contributions



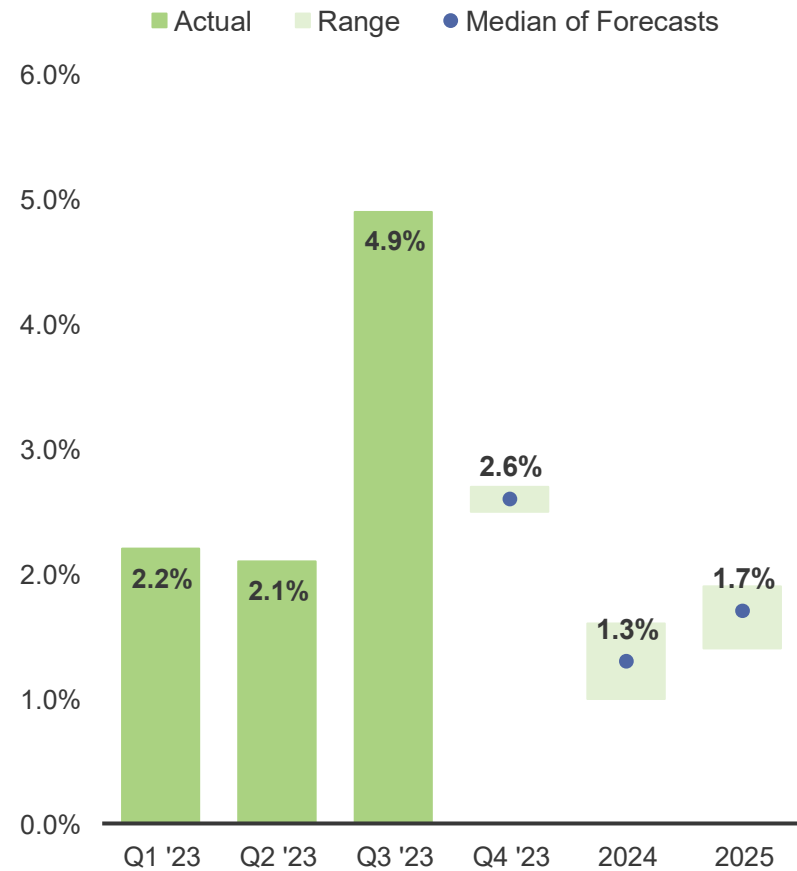
Lower energy and goods prices help to offset increases in wage-driven services costs

Source: Bloomberg, as of November 2023.

Balanced Risks Support Soft Landing

<i>Employment</i>	<input type="radio"/>	<input type="radio"/>	<input checked="" type="radio"/>
<i>Wages</i>	<input type="radio"/>	<input type="radio"/>	<input checked="" type="radio"/>
<i>Consumer</i>	<input type="radio"/>	<input checked="" type="radio"/>	<input type="radio"/>
<i>Inflation</i>	<input type="radio"/>	<input checked="" type="radio"/>	<input type="radio"/>
<i>Housing</i>	<input checked="" type="radio"/>	<input type="radio"/>	<input type="radio"/>
<i>Manufacturing</i>	<input checked="" type="radio"/>	<input type="radio"/>	<input type="radio"/>
<i>Inverted yield curve</i>	<input type="radio"/>	<input checked="" type="radio"/>	<input type="radio"/>
<i>Credit spreads</i>	<input type="radio"/>	<input type="radio"/>	<input checked="" type="radio"/>
<i>Fed Policy</i>	<input type="radio"/>	<input checked="" type="radio"/>	<input type="radio"/>

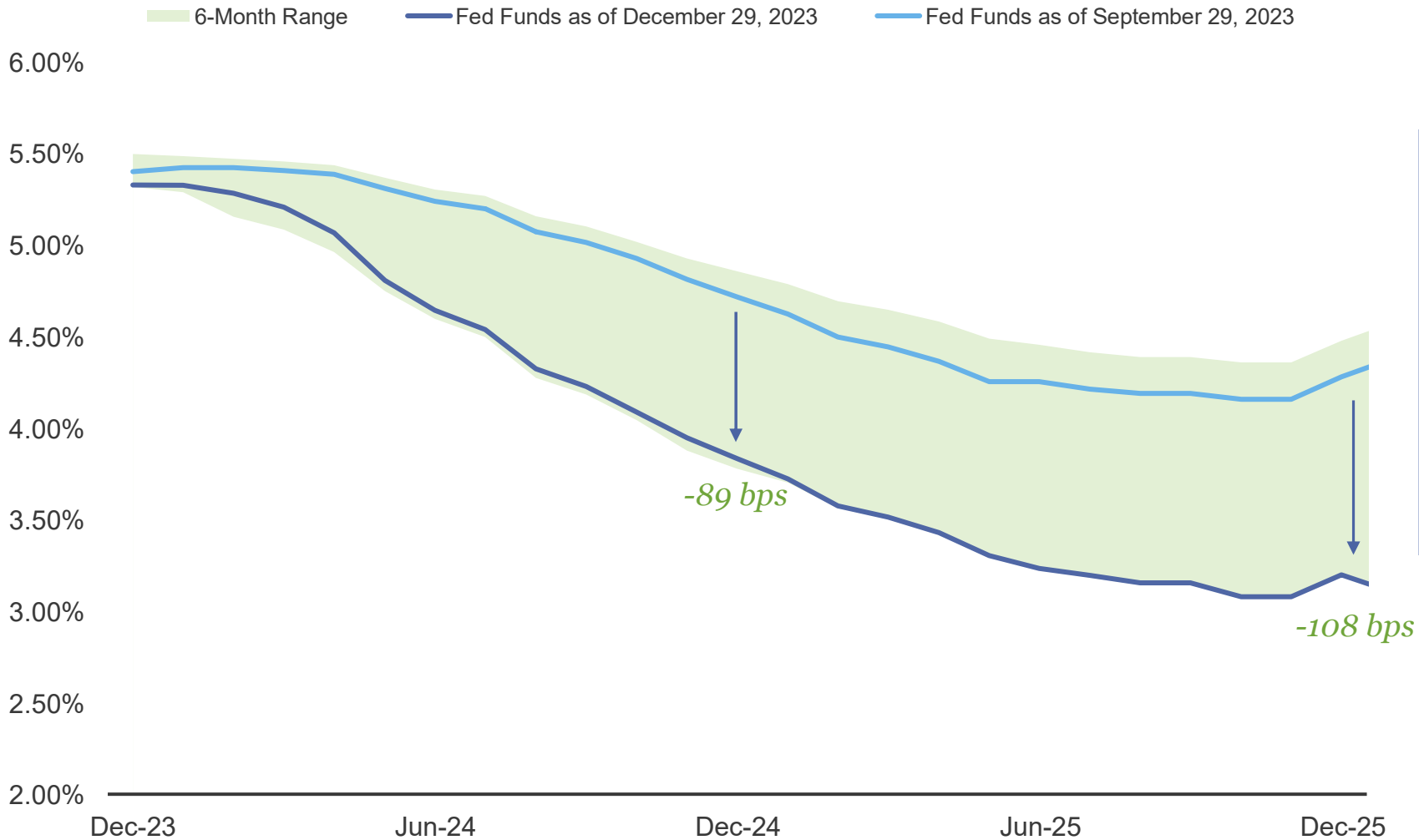
U.S. GDP Forecasts Annualized Rate



Source: Bloomberg, Economist Forecasts.

Market Expects Lower Rates

Implied Fed Funds Rate

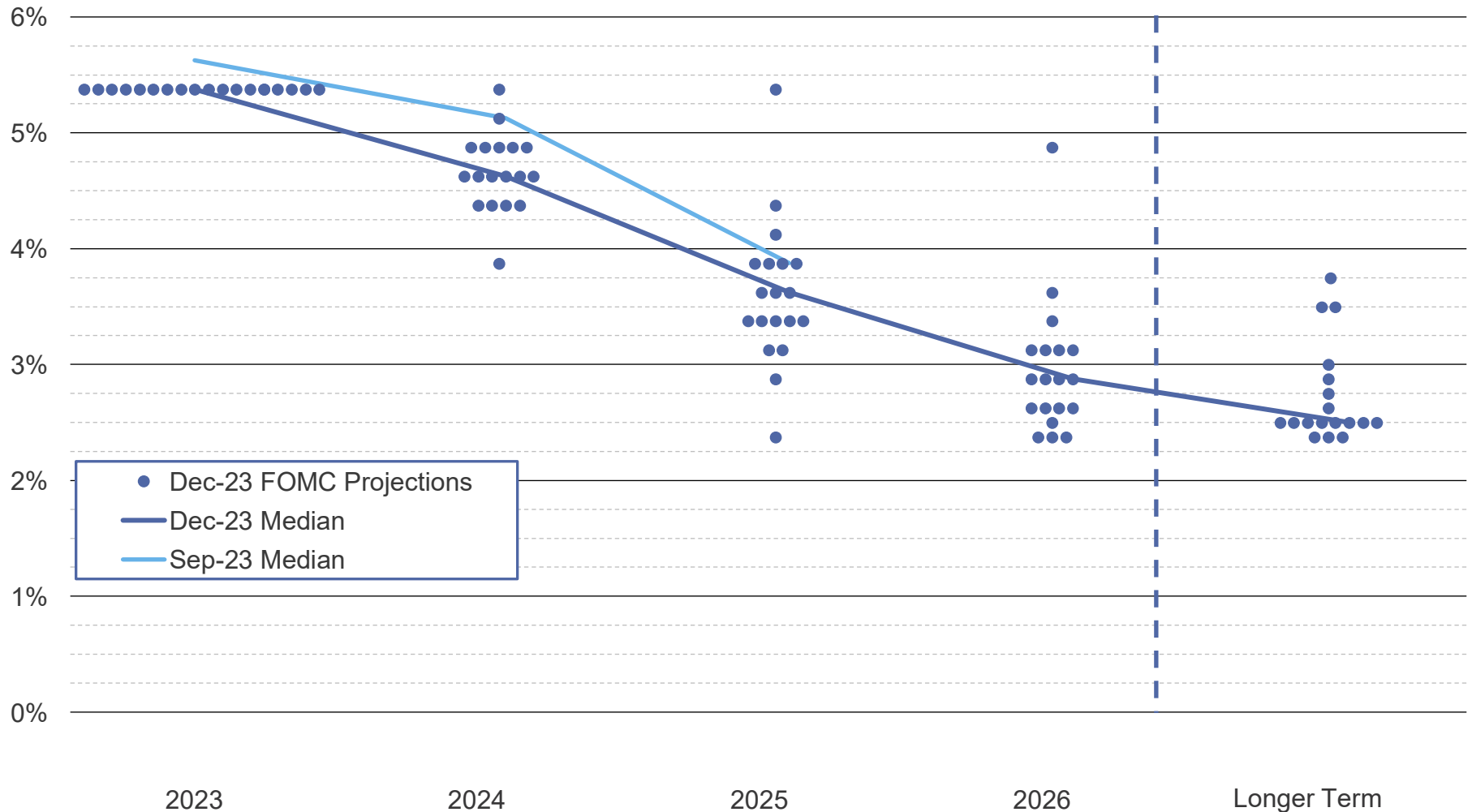


Expectations for Fed Funds have reached their most dovish levels in 6 months in response to falling inflation, Fed pivot, and moderating labor market

Source: Bloomberg, as of December 2023.

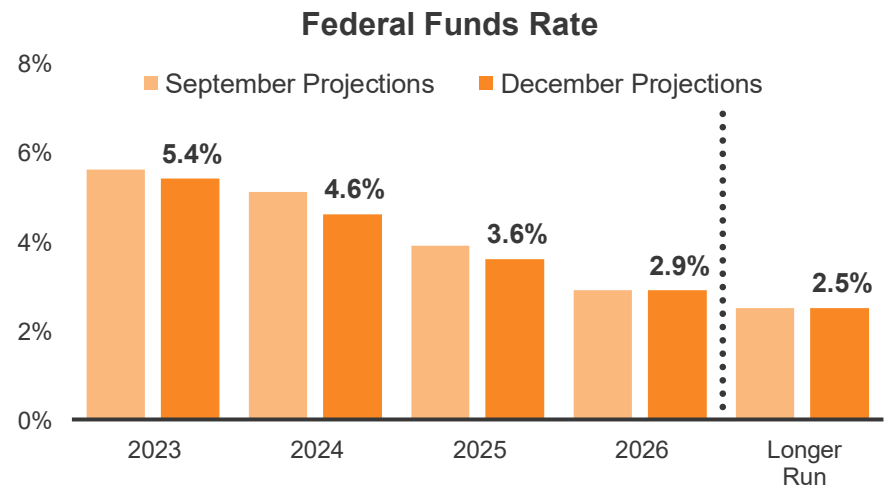
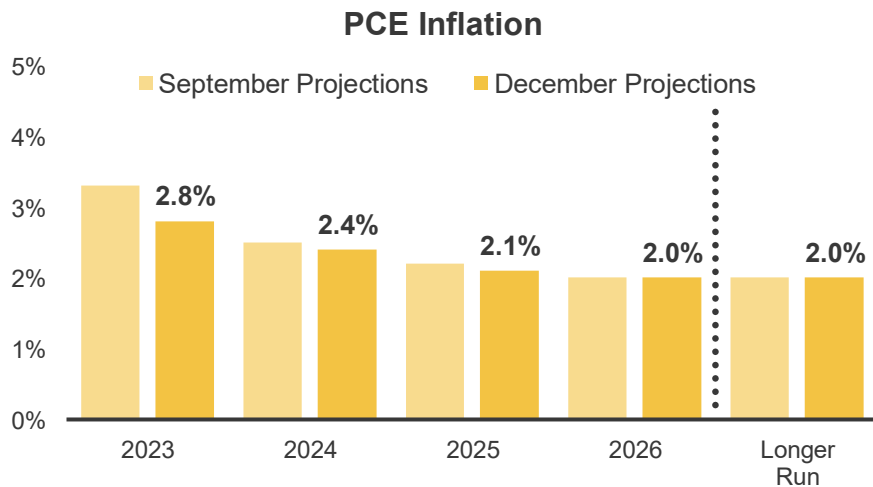
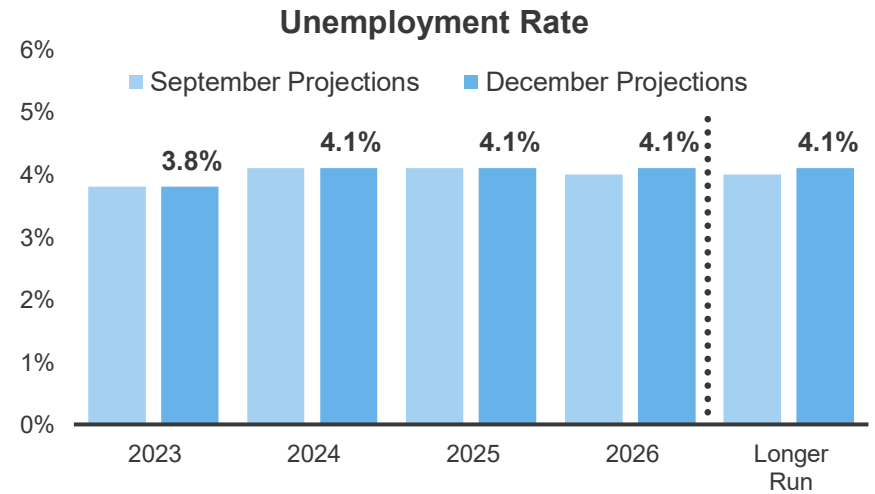
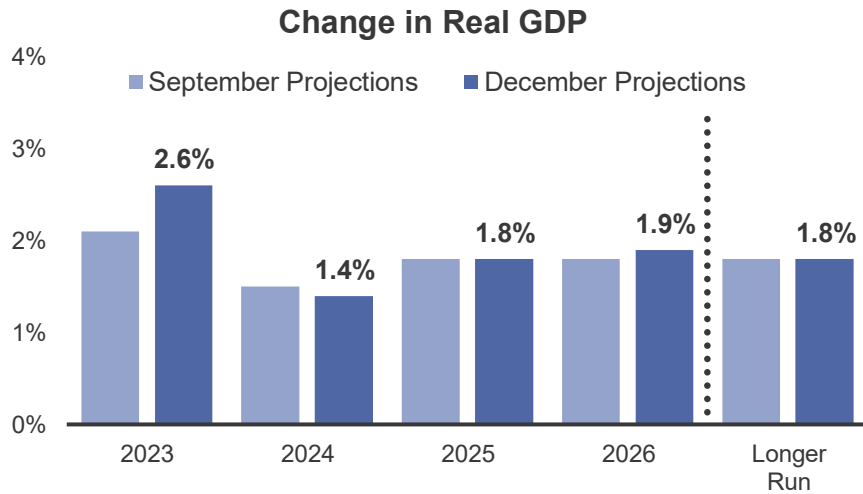
Fed's Updated "Dot Plot" Also Shows Lower Rate Trajectory

Fed Participants' Assessments of 'Appropriate' Monetary Policy



Source: Federal Reserve. Individual dots represent each Fed members' judgement of the midpoint of the appropriate target range for the federal funds rate at each year-end.

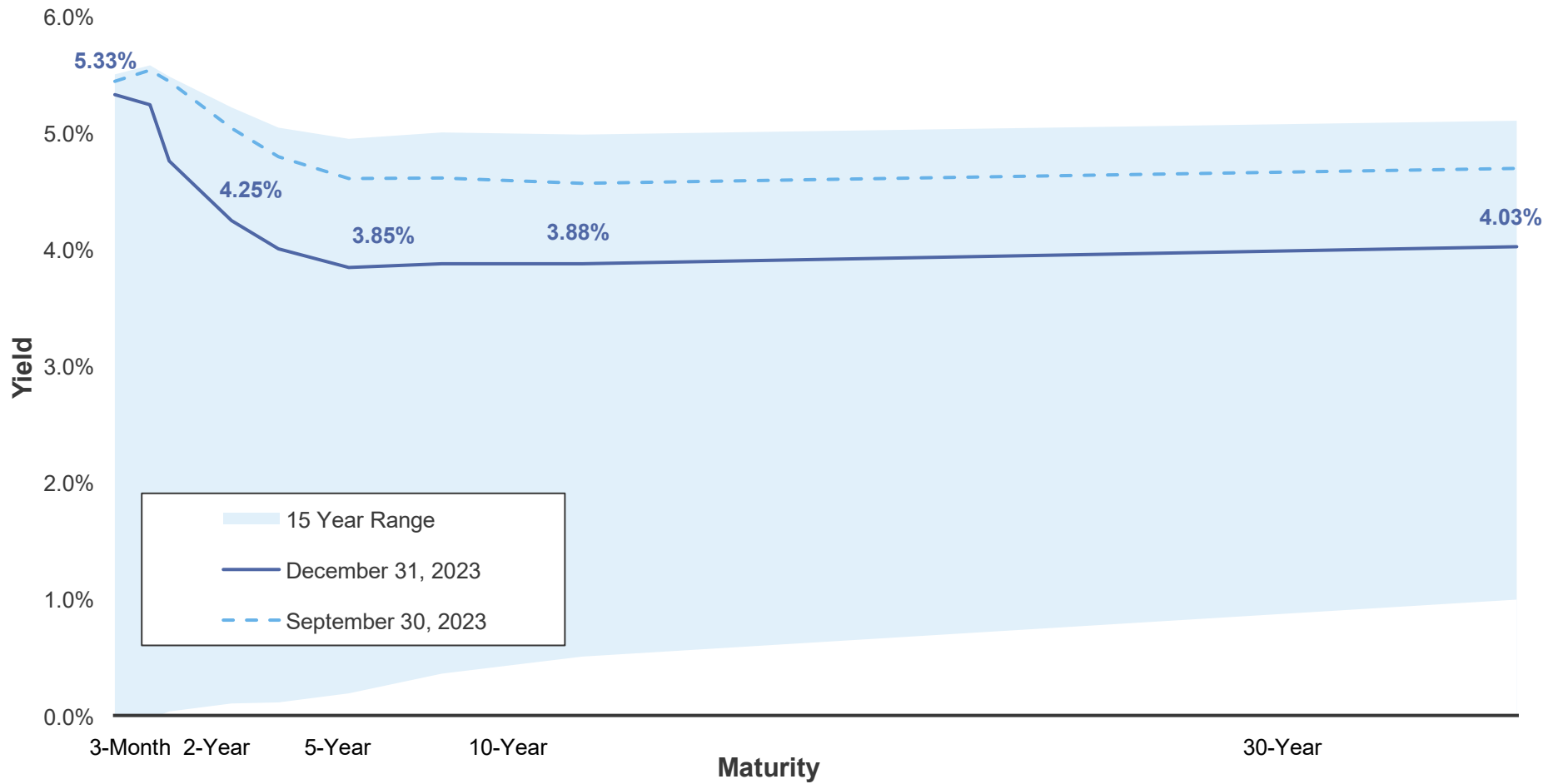
Federal Reserve Projects a Soft Landing



Source: Federal Reserve, latest economic projections as of December 2023.

Interest Rates Moderate but Remain High

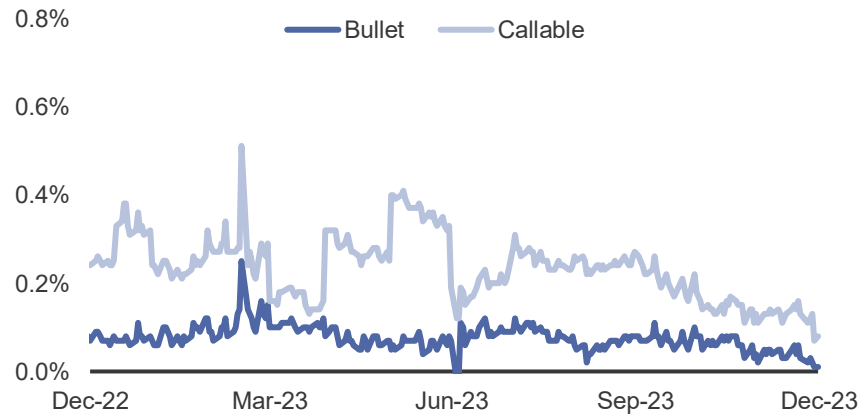
U.S. Treasury Yield Curve



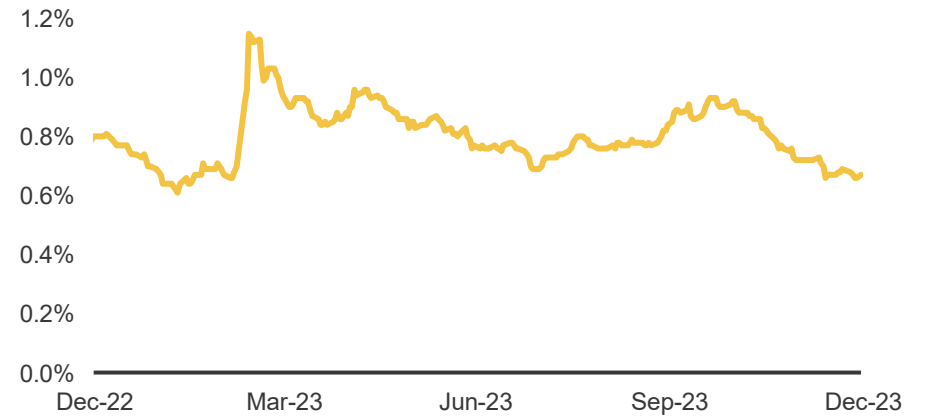
Source: Bloomberg, as of December 31, 2023.

Sector Yield Spreads

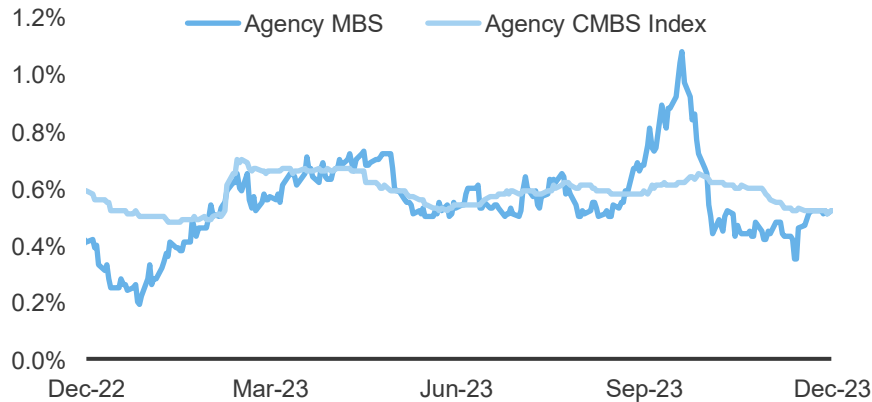
Federal Agency Yield Spreads



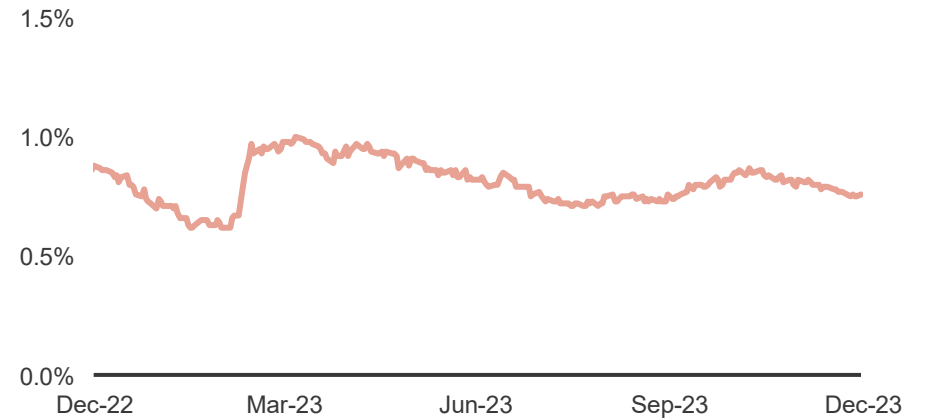
Corporate Notes A-AAA Yield Spreads



Mortgage-Backed Securities Yield Spreads

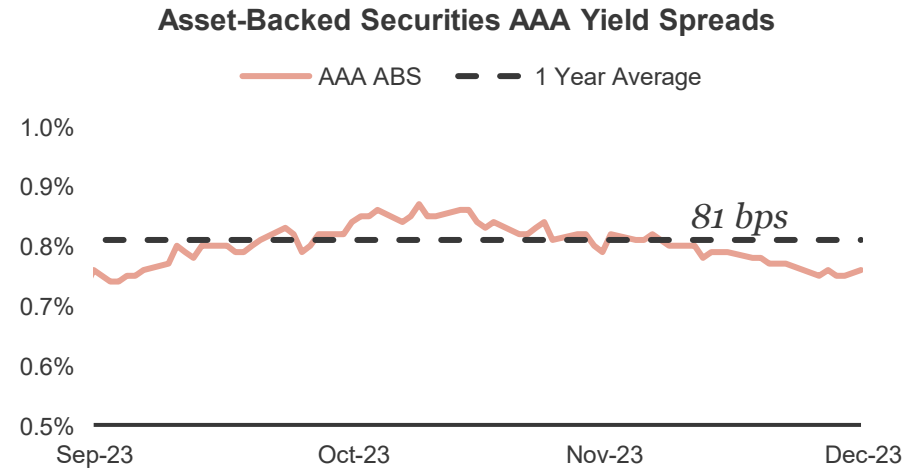
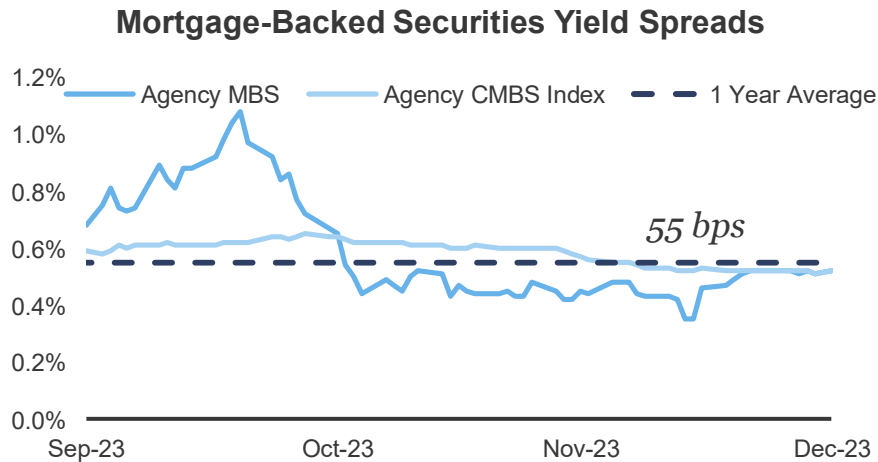
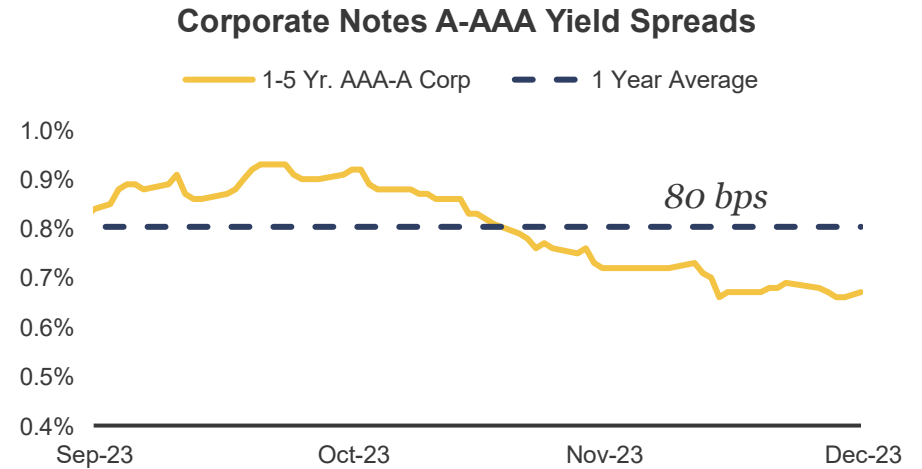
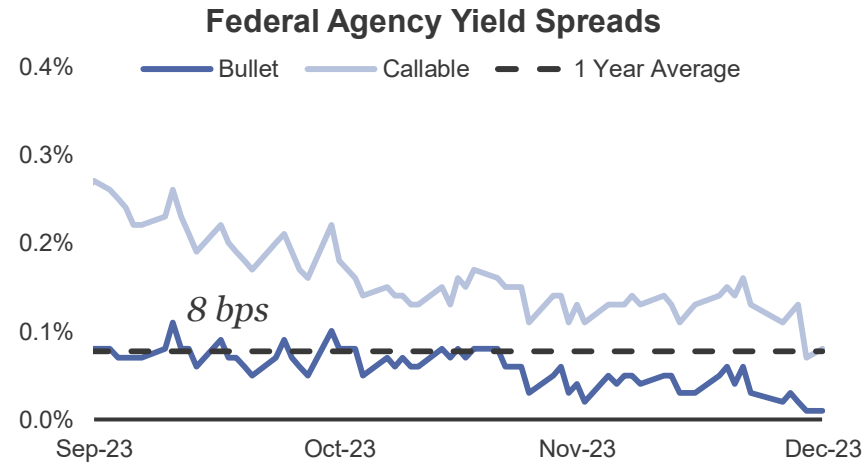


Asset-Backed Securities AAA Yield Spreads



Source: ICE BofA 1-5 year Indices via Bloomberg, MarketAxess and PFMAM as of December 31, 2023. Spreads on ABS and MBS are option-adjusted spreads of 0-5 year indices based on weighted average life; spreads on agencies are relative to comparable maturity Treasuries. CMBS is Commercial Mortgage-Backed Securities and represented by the ICE BofA Agency CMBS Index.

Sector Yield Spreads

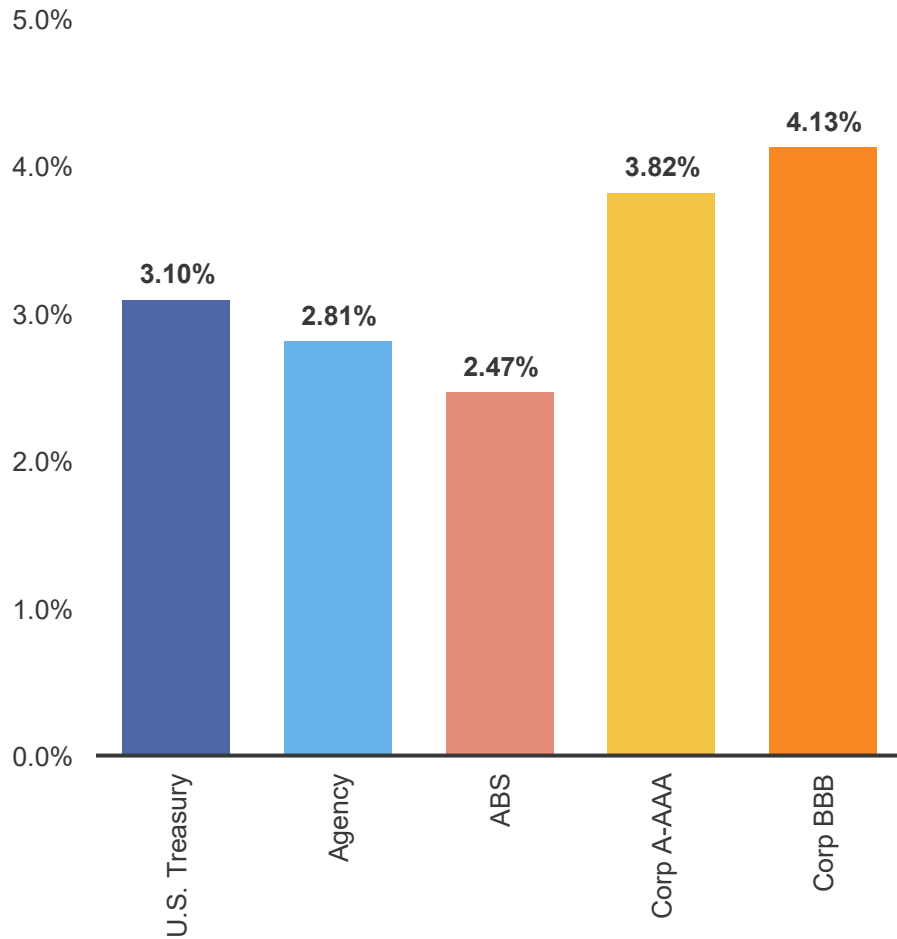


Source: ICE BofA 1-5 year Indices via Bloomberg, MarketAxess and PFMAM as of December 31, 2023. Spreads on ABS and MBS are option-adjusted spreads of 0-5 year indices based on weighted average life; spreads on agencies are relative to comparable maturity Treasuries. CMBS is Commercial Mortgage-Backed Securities and represented by the ICE BofA Agency CMBS Index.

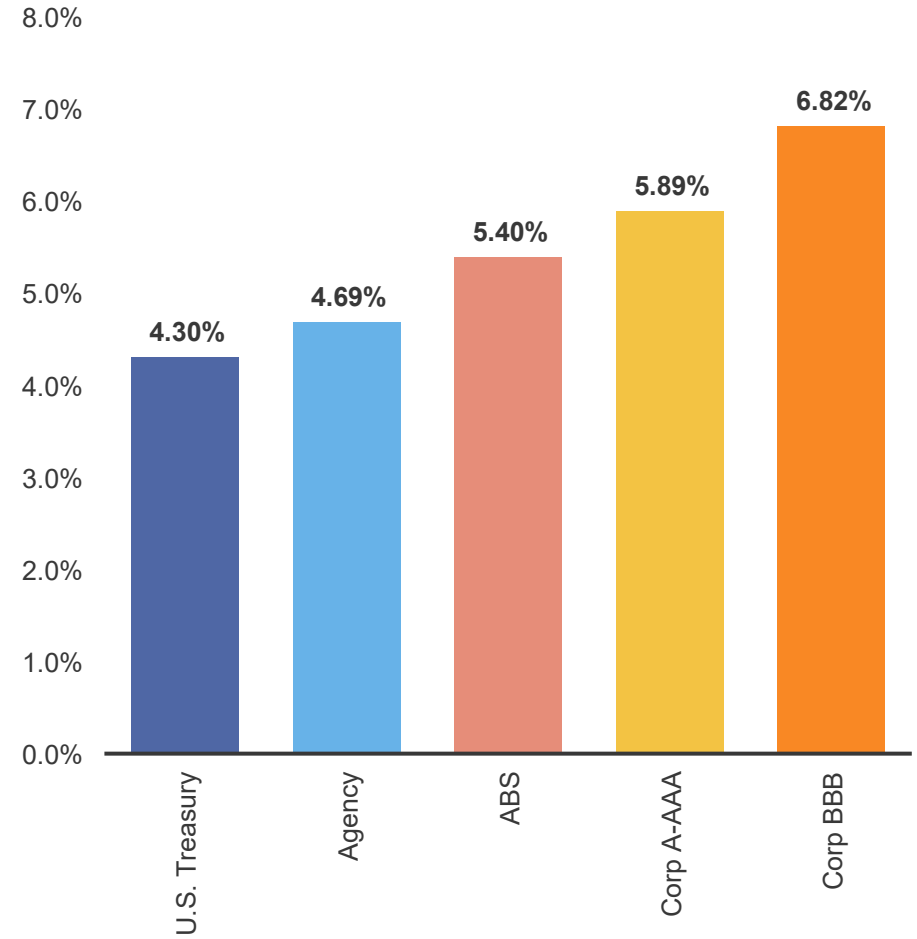
Fixed-Income Markets in 4Q 2023

1-5 Year Indices

1-5 Year Indices Quarterly Returns



1-Year Return




Source: ICE BofA Indices. ABS indices are 0-5 year, based on weighted average life. As of December 31, 2023.

Fixed-Income Sector Commentary – 4Q 2023

- ▶ **U.S. Treasuries** yields are lower by 70-80 basis points over the quarter for maturities greater than one year as markets have now priced five to six rate cuts in 2024. While the curve remains inverted, yield levels remain above their 30-year averages.
- ▶ **Federal agency** spreads remained tight and issuance was light. As a result, value during Q4 was limited. Excess returns of callable structures outperformed bullets as spreads narrowed from historical wides.
- ▶ **Supranational** spreads, similar to agencies, remained low and range-bound on limited supply, favoring opportunities in other sectors.
- ▶ **Taxable Municipal** issuance remained heavily oversubscribed due to a lack of supply. The secondary market had limited opportunities to pick up yield versus similarly-rated corporates.
- ▶ **Investment-Grade Corporates** were one of the best performing fixed-income sectors for both Q4 and calendar year 2023. After a brief broad market de-risking in late September and most of October, the IG corporate sector did an about-face and finished the year with spreads rallying to their lowest levels in over nine months. Strong economic conditions, the increasing perception of a soft landing, and robust demand for the sector fueled the market rally, as longer duration and lower quality issuers outperformed.
- ▶ **Asset-Backed Securities** generated positive excess returns in Q4, although not to the same extent as corporates. While spreads tightened into year-end, the relatively muted rally vs. other non-government sectors possibly underscores the market expectation for modestly weaker consumer fundamentals moving forward. Incremental income from the sector remains attractive and our fundamental outlook for the economy is supportive for the sector.
- ▶ **Mortgage-Backed Securities** were one of the best performing investment grade sectors in Q4 despite a roller coaster pathway. After widening in October to their highest levels since the spring of 2020, spreads proceeded to rally into year-end, finishing near nine-month lows.
- ▶ **Short-term credit** (commercial paper and negotiable CDs) spreads tightened over the quarter and the credit curve flattened modestly. Shorter-term maturities are less attractive and we prefer issuers with maturities between 6 and 12 months.

Fixed-Income Sector Outlook – 1Q 2024

Sector	Our Investment Preferences
COMMERCIAL PAPER / CD	
TREASURIES	
T-Bill	
T-Note	
FEDERAL AGENCIES	
Bullets	
Callables	
SUPRANATIONALS	
CORPORATES	
Financials	
Industrials	
SECURITIZED	
Asset-Backed	
Agency Mortgage-Backed	
Agency CMBS	
MUNICIPALS	



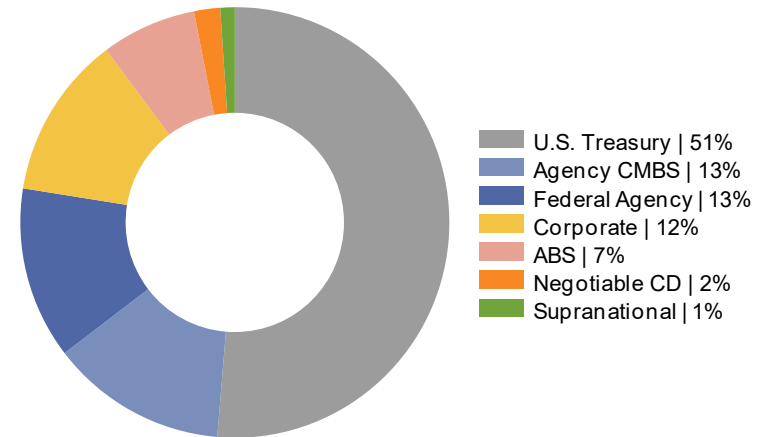
Portfolio Review

Consolidated Summary

Account Summary

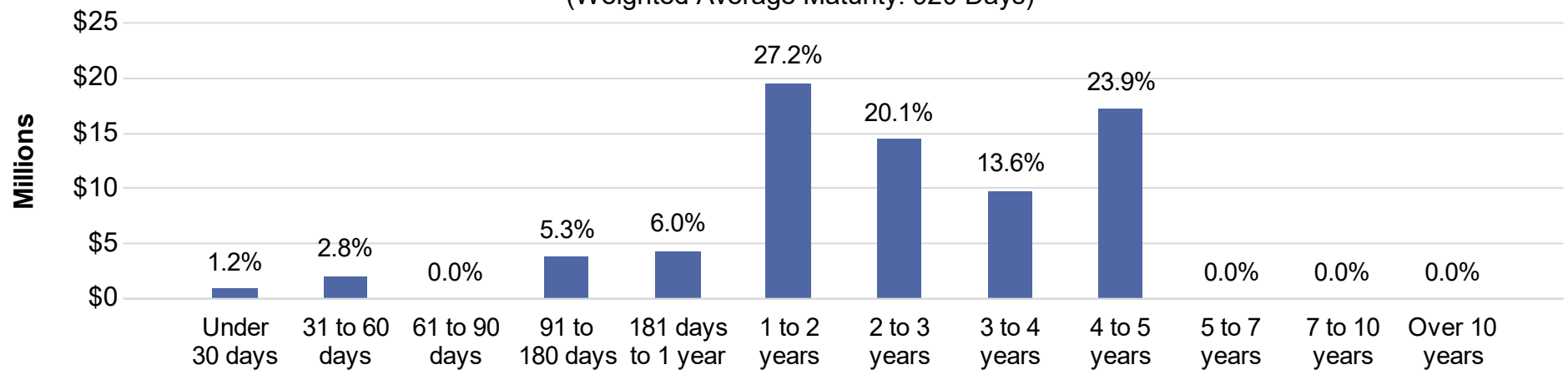
PFMAM Managed Account	\$72,000,558
Total Program	\$72,000,558

Sector Allocation



Maturity Distribution

(Weighted Average Maturity: 920 Days)



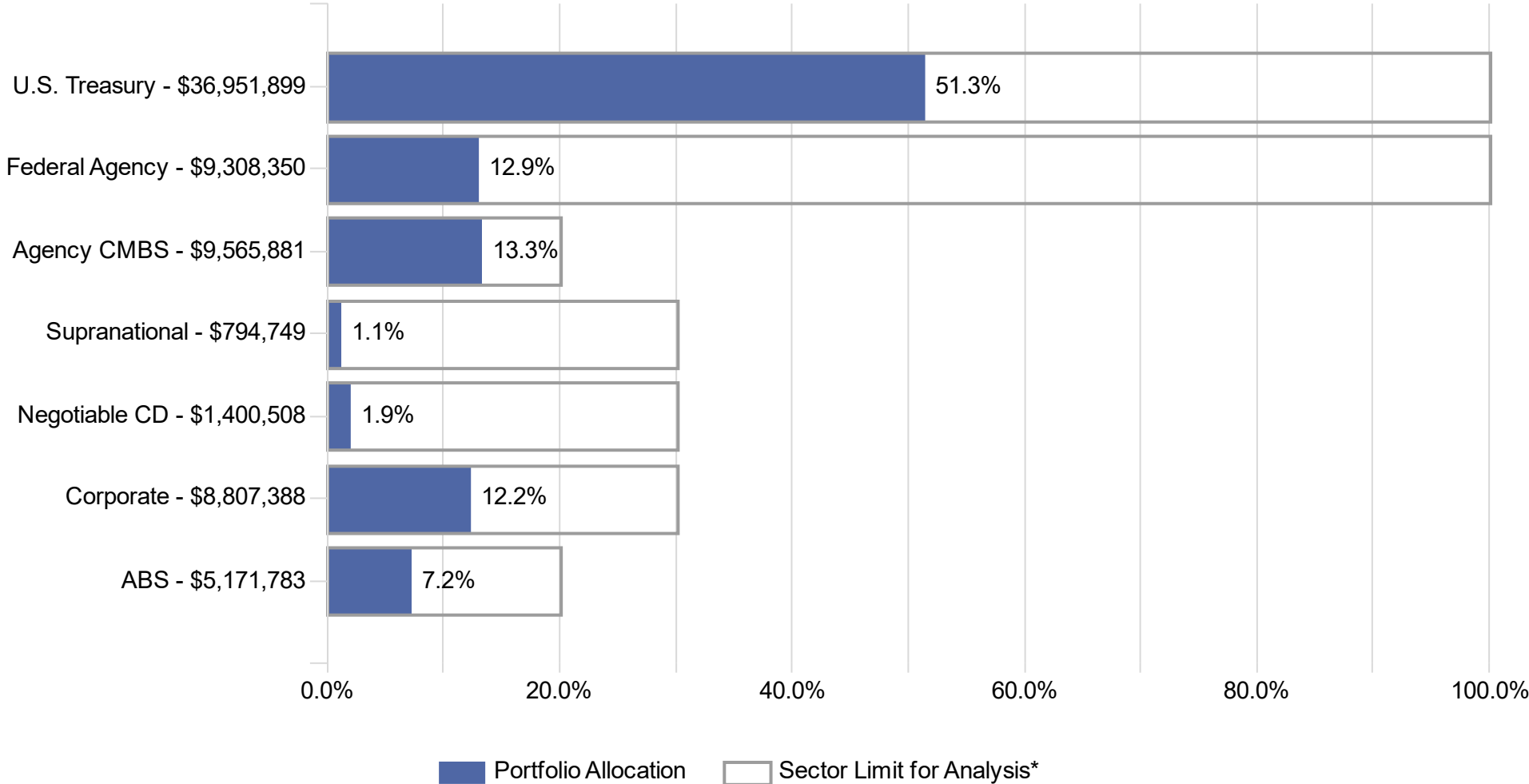
Account summary and sector allocation include market values, accrued interest, and overnight balances. Maturity distribution includes market values and excludes accrued interest and overnight balances

Account Summary

UNION SANITARY DISTRICT			
Portfolio Values	December 31, 2023	Analytics ¹	December 31, 2023
PFMAM Managed Account	\$71,705,796	Yield at Market	4.50%
Amortized Cost	\$73,358,139	Yield on Cost	2.77%
Market Value	\$71,705,796	Portfolio Duration	2.13
Accrued Interest	\$294,762		
Cash	\$0		

1. Yield at market, yield on cost, and portfolio duration only include investments held within the separately managed account(s), excludes balances invested in overnight funds.

Sector Allocation Analytics



For informational/analytical purposes only and is not provided for compliance assurance. Includes accrued interest.

*Sector Limit for Analysis is as derived from our interpretation of your most recent Investment Policy as provided.

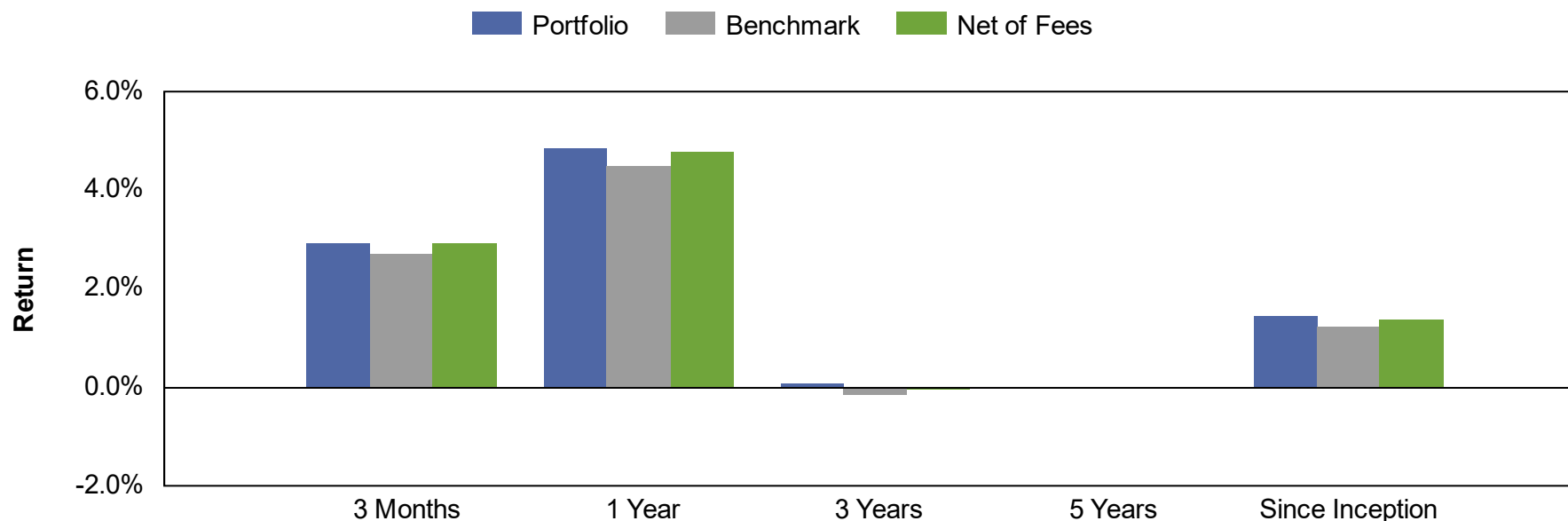
Issuer Diversification

Security Type / Issuer	Market Value (%)	S&P / Moody's / Fitch
U.S. Treasury	51.3%	
UNITED STATES TREASURY	51.3%	AA / Aaa / AA
Federal Agency	12.9%	
FANNIE MAE	6.8%	AA / Aaa / AA
FEDERAL HOME LOAN BANKS	1.9%	AA / Aaa / NR
FREDDIE MAC	4.2%	AA / Aaa / AA
Agency CMBS	13.3%	
FANNIE MAE	1.0%	AA / Aaa / AA
FREDDIE MAC	12.3%	AA / Aaa / AA
Supranational	1.1%	
INTER-AMERICAN DEVELOPMENT BANK	1.1%	AAA / Aaa / AAA
Negotiable CD	1.9%	
RABOBANK NEDERLAND	1.0%	A / Aa / AA
TORONTO-DOMINION BANK	1.0%	A / A / NR
Corporate	12.2%	
BANK OF AMERICA CO	1.5%	A / Aa / AA
BRISTOL-MYERS SQUIBB CO	0.3%	A / A / NR
CITIGROUP INC	1.5%	A / A / A
DEERE & COMPANY	0.8%	A / A / A
GOLDMAN SACHS GROUP INC	0.5%	BBB / A / A
HOME DEPOT INC	1.0%	A / A / A
JP MORGAN CHASE & CO	1.6%	A / Aa / AA
MICROSOFT CORP	1.0%	AAA / Aaa / NR
NOVARTIS AG	1.0%	AA / A / AA
PACCAR FINANCIAL CORP	0.8%	A / A / NR
TARGET CORP	0.7%	A / A / A
THE BANK OF NEW YORK MELLON CORPORATION	1.0%	A / A / AA

Security Type / Issuer	Market Value (%)	S&P / Moody's / Fitch
Corporate	12.2%	
TOYOTA MOTOR CORP	0.6%	A / A / A
ABS	7.2%	
AMERICAN EXPRESS CO	0.8%	AAA / NR / AAA
BANK OF AMERICA CO	1.6%	NR / Aaa / AAA
CARMAX AUTO OWNER TRUST	0.1%	AAA / NR / AAA
CHASE ISSURANCE	0.8%	AAA / NR / AAA
CITIGROUP INC	0.2%	AAA / Aaa / AAA
DISCOVER FINANCIAL SERVICES	0.2%	AAA / Aaa / NR
FIFTH THIRD AUTO TRUST	0.7%	AAA / Aaa / NR
HONDA AUTO RECEIVABLES	0.7%	AAA / Aaa / AAA
HYUNDAI AUTO RECEIVABLES	0.4%	AAA / NR / AAA
KUBOTA CREDIT OWNER TRUST	0.3%	NR / Aaa / AAA
TOYOTA MOTOR CORP	0.6%	AAA / Aaa / AAA
USAA AUTO OWNER TRUST	0.8%	AAA / Aaa / NR
Total	100.0%	

Ratings shown are calculated by assigning a numeral value to each security rating, then calculating a weighted average rating for each security type / issuer category using all available security ratings, excluding Not-Rated (NR) ratings. For security type / issuer categories where a rating from the applicable NRSRO is not available, a rating of NR is assigned. Includes accrued interest and excludes balances invested in overnight funds.

Portfolio Performance



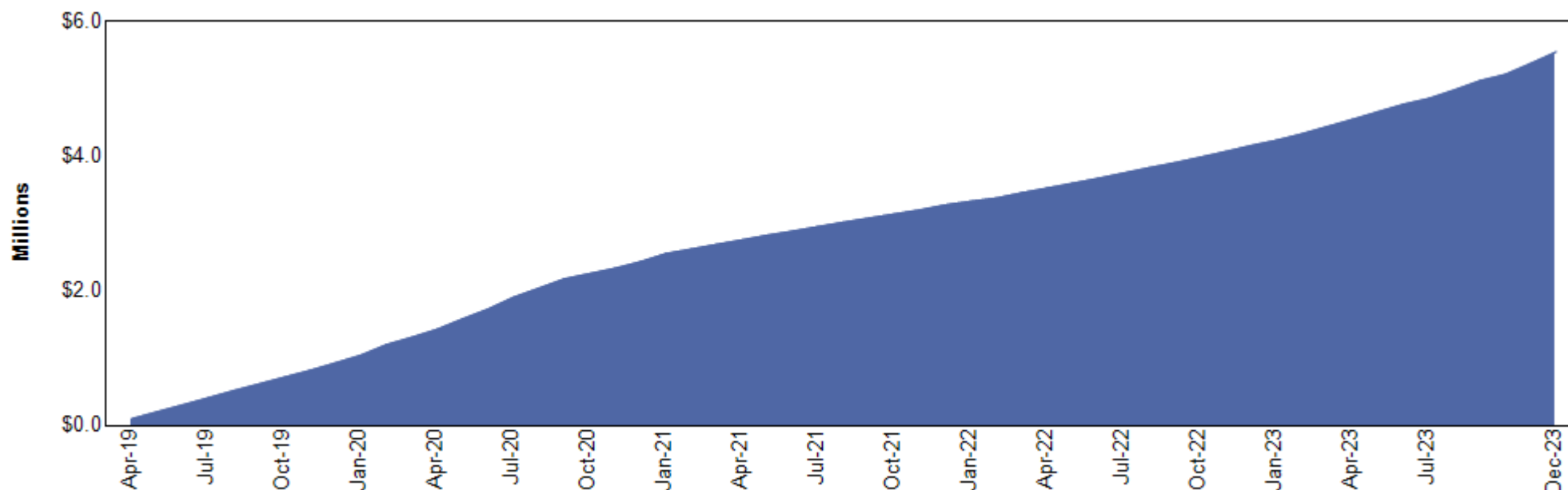
Market Value Basis Earnings	3 Months	1 Year	3 Years	5 Years	Since Inception ¹
Interest Earned ²	\$401,676	\$1,181,725	\$2,808,189	-	\$4,630,392
Change in Market Value	\$1,702,615	\$2,219,945	(\$2,668,090)	-	(\$609,308)
Total Dollar Return	\$2,104,291	\$3,401,670	\$140,099	-	\$4,021,084
Total Return³					
Portfolio	2.93%	4.85%	0.05%	-	1.45%
Benchmark ⁴	2.72%	4.49%	-0.15%	-	1.21%
Basis Point Fee	0.02%	0.08%	0.08%	-	0.08%
Net of Fee Return	2.91%	4.78%	-0.03%	-	1.37%

1. The lesser of 10 years or since inception is shown. Since inception returns for periods one year or less are not shown. Performance inception date is March 31, 2019.
 2. Interest earned calculated as the ending accrued interest less beginning accrued interest, plus net interest activity.
 3. Returns for periods one year or less are presented on a periodic basis. Returns for periods greater than one year are presented on an annualized basis.
 4. The portfolio's benchmark is the ICE BofA 0-5 Year U.S. Treasury Index. Source: Bloomberg.

Periodic Performance

Periodic Performance				
	Current Quarter	Q3 2023	Q2 2023	Since Inception 3/31/2019
Net Accrual Earnings	\$401,676	\$299,115	\$250,859	\$4,630,392
Change in Market Value	\$1,702,615	\$10,027	(\$415,940)	(\$609,308)
Total Dollar Return	\$2,104,291	\$309,142	(\$165,081)	\$4,021,084
Fees in Basis Points	0.02%	0.02%	0.02%	0.08%
Net of Fees Return	2.91%	0.42%	-0.25%	1.37%

Accrual Basis Earnings - UNION SANITARY DISTRICT



Accrual Basis Earnings	3 Months	1 Year	3 Years	5 Year	Since Inception ¹
Interest Earned ²	\$401,676	\$1,181,725	\$2,808,189	-	\$4,630,392
Realized Gains / (Losses) ³	(\$66,563)	(\$147,604)	(\$112,698)	-	\$399,715
Change in Amortized Cost	\$93,372	\$356,838	\$418,622	-	\$513,803
Total Earnings	\$428,484	\$1,390,960	\$3,114,113	-	\$5,543,909

1. The lesser of 10 years or since inception is shown. Performance inception date is March 31, 2019.

2. Interest earned calculated as the ending accrued interest less beginning accrued interest, plus net interest activity.

3. Realized gains / (losses) are shown on an amortized cost basis.

Certificate of Compliance

During the reporting period for the quarter ended December 31, 2023, the account(s) managed by PFM Asset Management ("PFMAM") were in compliance with the applicable investment policy and guidelines as furnished to PFMAM.

Acknowledged : *PFM Asset Management LLC*

Note: Pre- and post-trade compliance for the account(s) managed by PFM Asset Management is provided via Bloomberg Asset and Investment Management ("AIM").

**Issuer Distribution
As of December 31, 2023**

Issuer	Market Value (\$)	% of Portfolio
UNITED STATES TREASURY	36,862,148	51.40%
FREDDIE MAC	11,835,108	16.51%
FANNIE MAE	5,620,249	7.84%
BANK OF AMERICA CO	2,192,267	3.06%
FEDERAL HOME LOAN BANKS	1,337,348	1.87%
CITIGROUP INC	1,254,096	1.75%
JP MORGAN CHASE & CO	1,137,709	1.59%
TOYOTA MOTOR CORP	816,289	1.14%
INTER-AMERICAN DEVELOPMENT BANK	793,633	1.11%
NOVARTIS AG	748,425	1.04%
HOME DEPOT INC	698,817	0.97%
MICROSOFT CORP	696,223	0.97%
THE BANK OF NEW YORK MELLON CORPORATION	692,958	0.97%
TORONTO-DOMINION BANK	690,920	0.96%
RABOBANK NEDERLAND	686,555	0.96%
AMERICAN EXPRESS CO	595,053	0.83%
CHASE ISSURANCE	578,784	0.81%
USAA AUTO OWNER TRUST	576,308	0.80%
DEERE & COMPANY	563,957	0.79%
PACCAR FINANCIAL CORP	531,979	0.74%
TARGET CORP	517,916	0.72%
FIFTH THIRD AUTO TRUST	495,365	0.69%
HONDA AUTO RECEIVABLES	480,897	0.67%
GOLDMAN SACHS GROUP INC	371,957	0.52%

Issuer	Market Value (\$)	% of Portfolio
HYUNDAI AUTO RECEIVABLES	317,042	0.44%
BRISTOL-MYERS SQUIBB CO	187,296	0.26%
KUBOTA CREDIT OWNER TRUST	182,260	0.25%
DISCOVER FINANCIAL SERVICES	149,868	0.21%
CARMAX AUTO OWNER TRUST	94,370	0.13%
Grand Total	71,705,796	100.00%

Managed Account Detail of Securities Held

Security Type/Description Dated Date/Coupon/Maturity	CUSIP	Par	S&P Rating	Moody's Rating	Trade Date	Settle Date	Original Cost	YTM at Cost	Accrued Interest	Amortized Cost	Market Value
U.S. Treasury											
US TREASURY BILL DTD 07/06/2023 0.000% 01/04/2024	912797FW2	625,000.00	A-1+	P-1	11/29/2023	11/30/2023	621,802.12	5.29	0.00	624,725.90	624,818.38
US TREASURY NOTES DTD 02/28/2017 2.125% 02/29/2024	912828W48	2,000,000.00	AA+	Aaa	3/19/2019	3/20/2019	1,970,625.00	2.44	14,361.26	1,999,040.88	1,989,375.00
US TREASURY NOTES DTD 03/31/2017 2.125% 03/31/2024	912828W71	730,000.00	AA+	Aaa	3/2/2020	3/2/2020	767,412.50	0.84	3,941.70	732,259.82	724,296.88
US TREASURY NOTES DTD 05/01/2017 2.000% 04/30/2024	912828X70	590,000.00	AA+	Aaa	6/3/2019	6/7/2019	592,996.09	1.89	2,009.89	590,200.97	583,639.09
US TREASURY NOTES DTD 05/15/2021 0.250% 05/15/2024	91282CCC3	2,530,000.00	AA+	Aaa	12/21/2021	12/21/2021	2,496,101.95	0.81	816.69	2,524,775.99	2,484,143.75
US TREASURY NOTES DTD 06/30/2017 2.000% 06/30/2024	912828XX3	355,000.00	AA+	Aaa	7/1/2019	7/3/2019	358,660.93	1.78	19.51	355,363.28	349,397.67
US TREASURY NOTES DTD 10/31/2019 1.500% 10/31/2024	912828YM6	60,000.00	AA+	Aaa	1/11/2021	1/12/2021	62,655.47	0.33	153.30	60,581.60	58,359.37
US TREASURY NOTES DTD 12/15/2021 1.000% 12/15/2024	91282CDN8	2,495,000.00	AA+	Aaa	12/21/2021	12/21/2021	2,498,216.21	0.96	1,158.88	2,496,029.78	2,406,115.63
US TREASURY NOTES DTD 05/31/2020 0.250% 05/31/2025	912828ZT0	1,020,000.00	AA+	Aaa	5/17/2021	5/17/2021	1,005,576.56	0.61	222.95	1,014,954.24	960,553.18
US TREASURY NOTES DTD 05/31/2020 0.250% 05/31/2025	912828ZT0	2,570,000.00	AA+	Aaa	12/21/2021	12/21/2021	2,499,525.78	1.06	561.75	2,541,070.25	2,420,217.31
US TREASURY NOTES DTD 06/15/2022 2.875% 06/15/2025	91282CEU1	865,000.00	AA+	Aaa	6/15/2022	6/15/2022	849,963.87	3.49	1,155.11	857,715.16	845,402.39
US TREASURY NOTES DTD 08/31/2020 0.250% 08/31/2025	91282CAJ0	500,000.00	AA+	Aaa	8/2/2021	8/2/2021	494,433.59	0.53	422.39	497,728.61	466,875.00
US TREASURY NOTES DTD 08/31/2020 0.250% 08/31/2025	91282CAJ0	410,000.00	AA+	Aaa	8/13/2021	8/16/2021	403,417.58	0.65	346.36	407,288.54	382,837.50
US TREASURY NOTES DTD 09/30/2020 0.250% 09/30/2025	91282CAM3	1,060,000.00	AA+	Aaa	9/7/2021	9/9/2021	1,042,195.31	0.67	673.36	1,052,335.09	987,125.00
US TREASURY NOTES DTD 10/31/2020 0.250% 10/31/2025	91282CAT8	555,000.00	AA+	Aaa	10/1/2021	10/1/2021	542,664.26	0.80	236.33	549,465.05	515,542.94

Security Type/Description Dated Date/Coupon/Maturity	CUSIP	Par	S&P Rating	Moody's Rating	Trade Date	Settle Date	Original Cost	YTM at Cost	Accrued Interest	Amortized Cost	Market Value
U.S. Treasury											
US TREASURY NOTES DTD 11/30/2020 0.375% 11/30/2025	91282CAZ4	1,020,000.00	AA+	Aaa	11/2/2021	11/3/2021	994,061.72	1.01	334.43	1,007,815.28	947,165.68
US TREASURY NOTES DTD 11/30/2020 0.375% 11/30/2025	91282CAZ4	2,575,000.00	AA+	Aaa	12/21/2021	12/21/2021	2,498,856.45	1.14	844.26	2,538,038.65	2,391,129.03
US TREASURY NOTES DTD 12/31/2020 0.375% 12/31/2025	91282CBC4	137,000.00	AA+	Aaa	5/3/2021	5/3/2021	134,629.26	0.75	1.41	135,983.77	126,981.87
US TREASURY NOTES DTD 12/31/2020 0.375% 12/31/2025	91282CBC4	535,000.00	AA+	Aaa	4/5/2021	4/7/2021	522,314.65	0.89	5.51	529,644.13	495,878.13
US TREASURY NOTES DTD 12/31/2020 0.375% 12/31/2025	91282CBC4	600,000.00	AA+	Aaa	5/6/2021	5/7/2021	590,343.75	0.73	6.18	595,851.05	556,125.00
US TREASURY NOTES DTD 12/31/2020 0.375% 12/31/2025	91282CBC4	755,000.00	AA+	Aaa	1/22/2021	1/25/2021	752,847.07	0.43	7.78	754,127.35	699,790.63
US TREASURY NOTES DTD 01/31/2021 0.375% 01/31/2026	91282CBH3	1,000,000.00	AA+	Aaa	6/29/2022	6/30/2022	905,273.44	3.19	1,569.29	945,013.80	923,750.00
US TREASURY NOTES DTD 01/31/2021 0.375% 01/31/2026	91282CBH3	390,000.00	AA+	Aaa	7/2/2021	7/7/2021	382,504.69	0.80	612.02	386,582.43	360,262.50
US TREASURY NOTES DTD 01/31/2019 2.625% 01/31/2026	9128286A3	715,000.00	AA+	Aaa	2/4/2021	2/4/2021	791,164.26	0.46	7,854.31	746,811.75	692,544.57
US TREASURY NOTES DTD 01/31/2021 0.375% 01/31/2026	91282CBH3	580,000.00	AA+	Aaa	5/19/2022	5/20/2022	529,884.38	2.85	910.19	551,791.43	535,775.00
US TREASURY NOTES DTD 02/28/2021 0.500% 02/28/2026	91282CBQ3	1,040,000.00	AA+	Aaa	12/3/2021	12/7/2021	1,011,968.75	1.15	1,757.14	1,025,675.74	961,025.00
US TREASURY NOTES DTD 02/28/2021 0.500% 02/28/2026	91282CBQ3	1,260,000.00	AA+	Aaa	3/4/2021	3/5/2021	1,242,970.31	0.78	2,128.85	1,252,621.40	1,164,318.75
US TREASURY NOTES DTD 04/30/2021 0.750% 04/30/2026	91282CBW0	245,000.00	AA+	Aaa	5/27/2021	5/28/2021	244,387.50	0.80	312.98	244,710.44	226,663.27
US TREASURY NOTES DTD 05/16/2016 1.625% 05/15/2026	912828R36	518,000.00	AA+	Aaa	12/21/2021	12/21/2021	527,429.22	1.20	1,086.88	523,078.63	488,781.59
US TREASURY NOTES DTD 05/31/2021 0.750% 05/31/2026	91282CCF6	395,000.00	AA+	Aaa	6/1/2021	6/1/2021	393,750.20	0.81	259.02	394,396.67	364,634.38
US TREASURY NOTES DTD 08/15/2016 1.500% 08/15/2026	9128282A7	360,000.00	AA+	Aaa	10/4/2022	10/4/2022	327,895.31	4.01	2,039.67	338,225.24	336,937.50
US TREASURY NOTES DTD 09/30/2021 0.875% 09/30/2026	91282CCZ2	645,000.00	AA+	Aaa	5/9/2022	5/10/2022	589,041.21	3.00	1,434.07	610,008.31	592,593.75

UNION SANITARY DISTRICT

Portfolio Holdings

Security Type/Description Dated Date/Coupon/Maturity	CUSIP	Par	S&P Rating	Moody's Rating	Trade Date	Settle Date	Original Cost	YTM at Cost	Accrued Interest	Amortized Cost	Market Value
U.S. Treasury											
US TREASURY NOTES DTD 02/15/2017 2.250% 02/15/2027	912828V98	435,000.00	AA+	Aaa	7/5/2022	7/7/2022	423,751.17	2.85	3,696.91	427,378.32	412,978.13
US TREASURY NOTES DTD 05/15/2017 2.375% 05/15/2027	912828X88	310,000.00	AA+	Aaa	8/1/2022	8/1/2022	305,446.88	2.70	950.65	306,796.15	294,451.58
US TREASURY NOTES DTD 08/15/2017 2.250% 08/15/2027	9128282R0	1,365,000.00	AA+	Aaa	9/1/2022	9/6/2022	1,294,137.30	3.40	11,600.65	1,313,070.68	1,287,365.63
US TREASURY NOTES DTD 09/30/2022 4.125% 09/30/2027	91282CFM8	474,000.00	AA+	Aaa	11/1/2022	11/3/2022	470,907.89	4.27	4,968.26	471,639.51	477,258.75
US TREASURY NOTES DTD 09/30/2020 0.375% 09/30/2027	91282CAL5	910,000.00	AA+	Aaa	6/26/2023	6/26/2023	779,294.14	4.08	867.11	795,160.17	798,240.63
US TREASURY NOTES DTD 10/31/2022 4.125% 10/31/2027	91282CFU0	365,000.00	AA+	Aaa	12/1/2022	12/2/2022	371,187.89	3.74	2,564.53	369,825.45	367,452.36
US TREASURY NOTES DTD 10/31/2020 0.500% 10/31/2027	91282CAU5	1,265,000.00	AA+	Aaa	1/3/2023	1/3/2023	1,076,238.28	3.93	1,077.34	1,115,126.19	1,112,409.38
US TREASURY NOTES DTD 10/31/2022 4.125% 10/31/2027	91282CFU0	1,150,000.00	AA+	Aaa	12/6/2022	12/8/2022	1,165,992.19	3.81	8,080.01	1,162,512.90	1,157,726.62
US TREASURY NOTES DTD 12/31/2022 3.875% 12/31/2027	91282CGC9	1,680,000.00	AA+	Aaa	5/31/2023	5/31/2023	1,680,262.50	3.87	178.85	1,680,228.81	1,678,162.42
US TREASURY NOTES DTD 02/28/2023 4.000% 02/29/2028	91282CGP0	315,000.00	AA+	Aaa	3/1/2023	3/1/2023	311,333.20	4.26	4,257.69	311,947.68	316,181.25
US TREASURY NOTES DTD 03/31/2021 1.250% 03/31/2028	91282CBS9	360,000.00	AA+	Aaa	5/8/2023	5/11/2023	323,521.88	3.52	1,143.44	328,321.63	322,875.00
US TREASURY NOTES DTD 03/31/2021 1.250% 03/31/2028	91282CBS9	464,000.00	AA+	Aaa	5/8/2023	5/10/2023	417,636.25	3.49	1,473.77	423,759.27	416,150.00
US TREASURY NOTES DTD 04/30/2023 3.500% 04/30/2028	91282CHA2	89,000.00	AA+	Aaa	5/3/2023	5/5/2023	89,375.47	3.41	530.58	89,325.81	87,637.19
US TREASURY NOTES DTD 04/30/2021 1.250% 04/30/2028	91282CBZ3	525,000.00	AA+	Aaa	6/28/2023	6/30/2023	460,666.99	4.07	1,117.79	467,406.29	470,203.13
Security Type Sub-Total		38,842,000.00					37,815,321.42	1.99	89,751.05	38,146,410.09	36,862,147.81

UNION SANITARY DISTRICT

Portfolio Holdings

Security Type/Description Dated Date/Coupon/Maturity	CUSIP	Par	S&P Rating	Moody's Rating	Trade Date	Settle Date	Original Cost	YTM at Cost	Accrued Interest	Amortized Cost	Market Value
Supranational											
INTER-AMERICAN DEVEL BK NOTES DTD 09/23/2021 0.500% 09/23/2024	4581X0DZ8	820,000.00	AAA	Aaa	9/15/2021	9/23/2021	819,393.20	0.52	1,116.11	819,852.73	793,632.90
Security Type Sub-Total		820,000.00					819,393.20	0.52	1,116.11	819,852.73	793,632.90
Negotiable CD											
TORONTO DOMINION BANK NY CERT DEPOS DTD 10/31/2022 5.470% 10/25/2024	89115B6F2	690,000.00	A	A1	10/27/2022	10/31/2022	690,000.00	5.44	7,129.23	690,000.00	690,920.32
COOPERAT RABOBANK UA/NY CERT DEPOS DTD 07/20/2023 5.080% 07/17/2026	21684LGS5	700,000.00	A+	Aa2	7/17/2023	7/20/2023	700,000.00	5.08	15,903.22	700,000.00	686,555.10
Security Type Sub-Total		1,390,000.00					1,390,000.00	5.26	23,032.45	1,390,000.00	1,377,475.42
Federal Agency											
FANNIE MAE NOTES (CALLABLE) DTD 10/26/2020 0.310% 01/26/2024	3136G46V0	259,000.00	AA+	Aaa	10/23/2020	10/26/2020	258,896.40	0.32	345.69	258,997.82	258,110.08
FREDDIE MAC NOTES DTD 02/14/2020 1.500% 02/12/2025	3137EAEPO	1,035,000.00	AA+	Aaa	2/13/2020	2/14/2020	1,034,203.05	1.52	5,994.38	1,034,821.83	999,273.87
FEDERAL HOME LOAN BANK NOTES DTD 04/16/2020 0.500% 04/14/2025	3130AJHU6	560,000.00	AA+	Aaa	4/15/2020	4/16/2020	557,222.40	0.60	598.89	559,285.80	532,032.48
FANNIE MAE NOTES DTD 04/24/2020 0.625% 04/22/2025	3135G03U5	455,000.00	AA+	Aaa	4/22/2020	4/24/2020	454,062.70	0.67	545.05	454,754.88	432,551.67
FANNIE MAE NOTES DTD 04/24/2020 0.625% 04/22/2025	3135G03U5	125,000.00	AA+	Aaa	4/28/2020	4/28/2020	124,763.75	0.66	149.74	124,938.08	118,832.87
FANNIE MAE NOTES DTD 06/19/2020 0.500% 06/17/2025	3135G04Z3	1,010,000.00	AA+	Aaa	10/26/2020	10/28/2020	1,011,494.80	0.47	196.39	1,010,470.60	953,451.11
FANNIE MAE NOTES DTD 06/19/2020 0.500% 06/17/2025	3135G04Z3	865,000.00	AA+	Aaa	6/17/2020	6/19/2020	863,209.45	0.54	168.19	864,476.77	816,569.52
FREDDIE MAC NOTES DTD 07/23/2020 0.375% 07/21/2025	3137EAEU9	525,000.00	AA+	Aaa	7/21/2020	7/23/2020	522,385.50	0.48	875.00	524,187.27	493,316.78
FANNIE MAE NOTES (CALLABLE) DTD 08/14/2020 0.500% 08/14/2025	3135G05S8	1,000,000.00	AA+	Aaa	8/24/2020	8/24/2020	998,400.00	0.53	1,902.78	999,479.30	937,614.00

UNION SANITARY DISTRICT

Portfolio Holdings

Security Type/Description Dated Date/Coupon/Maturity	CUSIP	Par	S&P Rating	Moody's Rating	Trade Date	Settle Date	Original Cost	YTM at Cost	Accrued Interest	Amortized Cost	Market Value
Federal Agency											
FANNIE MAE NOTES DTD 08/27/2020 0.375% 08/25/2025	3135G05X7	555,000.00	AA+	Aaa	8/25/2020	8/27/2020	552,402.60	0.47	728.44	554,142.74	519,707.55
FANNIE MAE NOTES DTD 08/27/2020 0.375% 08/25/2025	3135G05X7	415,000.00	AA+	Aaa	10/21/2020	10/22/2020	412,754.85	0.49	544.69	414,235.53	388,610.15
FREDDIE MAC NOTES DTD 09/25/2020 0.375% 09/23/2025	3137EAEX3	795,000.00	AA+	Aaa	9/23/2020	9/25/2020	792,607.05	0.44	811.56	794,172.18	742,647.66
FANNIE MAE NOTES DTD 11/12/2020 0.500% 11/07/2025	3135G06G3	520,000.00	AA+	Aaa	11/9/2020	11/12/2020	518,138.40	0.57	390.00	519,308.93	484,829.80
FREDDIE MAC NOTES (CALLABLE) DTD 02/23/2023 5.400% 02/23/2026	3134GYKA9	780,000.00	AA+	Aaa	2/15/2023	2/23/2023	780,000.00	5.40	14,976.00	780,000.00	778,737.18
FEDERAL HOME LOAN BANK NOTES (CALLABLE) DTD 08/10/2023 5.875% 08/10/2026	3130AWUY4	805,000.00	AA+	Aaa	8/29/2023	8/31/2023	804,557.25	5.89	18,523.39	804,607.91	805,315.56
Security Type Sub-Total		9,704,000.00					9,685,098.20	1.50	46,750.19	9,697,879.64	9,261,600.28
Corporate											
TOYOTA MOTOR CREDIT CORP CORP NOTES DTD 02/13/2020 1.800% 02/13/2025	89236TGT6	180,000.00	A+	A1	5/20/2020	5/26/2020	181,758.60	1.58	1,242.00	180,417.21	173,945.70
TOYOTA MOTOR CREDIT CORP CORP NOTES DTD 02/13/2020 1.800% 02/13/2025	89236TGT6	250,000.00	A+	A1	5/20/2020	5/26/2020	252,442.50	1.58	1,725.00	250,579.46	241,591.25
CITIGROUP INC (CALLABLE) CORPORATE NOTES DTD 05/04/2021 0.981% 05/01/2025	172967MX6	145,000.00	BBB+	A3	4/28/2021	5/4/2021	145,384.25	0.91	237.08	145,042.54	142,635.19
CITIGROUP INC (CALLABLE) CORPORATE NOTES DTD 05/04/2021 0.981% 05/01/2025	172967MX6	135,000.00	BBB+	A3	4/27/2021	5/4/2021	135,000.00	0.98	220.72	135,000.00	132,798.29
GOLDMAN SACHS GROUP INC CORPORATE NOTES DTD 05/22/2015 3.750% 05/22/2025	38148LAE6	380,000.00	BBB+	A2	2/12/2021	2/17/2021	424,528.40	0.94	1,543.75	392,696.37	371,957.30
JPMORGAN CHASE & CO CORP NOTES (CALLABLE) DTD 08/10/2021 0.768% 08/09/2025	46647PCM6	120,000.00	A-	A1	8/3/2021	8/10/2021	120,000.00	0.77	363.52	120,000.00	116,127.48

Security Type/Description Dated Date/Coupon/Maturity	CUSIP	Par	S&P Rating	Moody's Rating	Trade Date	Settle Date	Original Cost	YTM at Cost	Accrued Interest	Amortized Cost	Market Value
Corporate											
BRISTOL-MYERS SQUIBB CO CORPORATE NOTES DTD 11/13/2020 0.750% 11/13/2025	110122DN5	201,000.00	A	A2	6/17/2021	6/21/2021	198,998.04	0.98	201.00	200,149.85	187,296.02
NOVARTIS CAPITAL CORP NOTES (CALLABLE) DTD 11/20/2015 3.000% 11/20/2025	66989HAJ7	770,000.00	AA-	A1	2/1/2023	2/3/2023	744,012.50	4.29	2,630.83	752,462.89	748,425.37
BANK OF AMERICA CORP NOTES (CALLABLE) DTD 03/22/2022 3.384% 04/02/2026	06051GKM0	585,000.00	A-	A1	3/17/2022	3/22/2022	585,000.00	3.38	4,894.11	585,000.00	569,606.31
MICROSOFT CORP (CALLABLE) NOTES DTD 08/08/2016 2.400% 08/08/2026	594918BR4	730,000.00	AAA	Aaa	2/23/2022	2/25/2022	738,095.70	2.14	6,959.33	734,531.06	696,222.90
PACCAR FINANCIAL CORP CORPORATE NOTES DTD 08/10/2023 5.050% 08/10/2026	69371RS56	525,000.00	A+	A1	8/9/2023	8/11/2023	527,157.75	4.90	10,384.06	526,875.96	531,979.35
BANK OF AMERICA NA CORPORATE NOTES DTD 08/18/2023 5.526% 08/18/2026	06428CAA2	485,000.00	A+	Aa1	8/15/2023	8/18/2023	485,077.60	5.52	9,901.52	485,067.97	494,332.37
JP MORGAN CORP NOTES (CALLABLE) DTD 12/08/2023 5.110% 12/08/2026	48125LRU8	375,000.00	A+	Aa2	12/5/2023	12/8/2023	375,000.00	5.11	1,224.27	375,000.00	378,786.75
TARGET CORP CORP NOTES (CALLABLE) DTD 01/24/2022 1.950% 01/15/2027	87612EBM7	100,000.00	A	A2	1/19/2022	1/24/2022	99,830.00	1.99	899.17	99,896.15	93,318.20
TARGET CORP CORP NOTES (CALLABLE) DTD 01/24/2022 1.950% 01/15/2027	87612EBM7	455,000.00	A	A2	1/27/2022	1/31/2022	454,722.45	1.96	4,091.21	454,829.79	424,597.81
BANK OF NY MELLON CORP (CALLABLE) CORPOR DTD 01/26/2022 2.050% 01/26/2027	06406RBA4	745,000.00	A	A1	1/26/2022	1/28/2022	747,398.90	1.98	6,575.66	746,458.34	692,958.03
HOME DEPOT INC CORP NOTES (CALLABLE) DTD 09/14/2017 2.800% 09/14/2027	437076BT8	735,000.00	A	A2	1/26/2023	1/30/2023	693,399.00	4.16	6,116.83	701,679.77	698,816.69
JPMORGAN CHASE CORP NOTES (CALLABLE) DTD 02/24/2022 2.947% 02/24/2028	46647PCW4	115,000.00	A-	A1	9/14/2023	9/18/2023	105,152.55	5.13	1,195.58	105,790.81	108,229.49

Security Type/Description Dated Date/Coupon/Maturity	CUSIP	Par	S&P Rating	Moody's Rating	Trade Date	Settle Date	Original Cost	YTM at Cost	Accrued Interest	Amortized Cost	Market Value
Corporate											
JPMORGAN CHASE & CORP NOTES (CALLABLE) DTD 04/25/2017 3.540% 05/01/2028	46647PAF3	560,000.00	A-	A1	5/16/2023	5/18/2023	530,762.40	4.73	3,304.00	534,445.37	534,564.80
JOHN DEERE CAPITAL CORP CORPORATE NOTES DTD 07/14/2023 4.950% 07/14/2028	24422EXB0	195,000.00	A	A2	7/14/2023	7/18/2023	196,911.00	4.73	4,477.69	196,735.94	199,948.32
JOHN DEERE CAPITAL CORP CORPORATE NOTES DTD 07/14/2023 4.950% 07/14/2028	24422EXB0	250,000.00	A	A2	7/11/2023	7/14/2023	249,627.50	4.98	5,740.63	249,662.36	256,344.00
JOHN DEERE CAPITAL CORP CORPORATE NOTES DTD 07/14/2023 4.950% 07/14/2028	24422EXB0	105,000.00	A	A2	7/13/2023	7/14/2023	106,428.00	4.64	2,411.06	106,294.34	107,664.48
CITIBANK NA CORP NOTES (CALLABLE) DTD 09/29/2023 5.803% 09/29/2028	17325FBB3	785,000.00	A+	Aa3	9/26/2023	9/29/2023	785,000.00	5.80	11,641.46	785,000.00	817,261.15
Security Type Sub-Total		8,926,000.00					8,881,687.14	3.59	87,980.48	8,863,616.18	8,719,407.25
Agency CMBS											
FHMS K061 A2 DTD 01/30/2017 3.347% 11/01/2026	3137BTUM1	504,245.19	AA+	Aaa	5/19/2023	5/24/2023	488,723.89	4.31	1,406.42	491,465.12	489,548.90
FHMS K064 A2 DTD 05/15/2017 3.224% 03/01/2027	3137BXQY1	750,000.00	AA+	Aaa	8/16/2023	8/18/2023	707,460.94	4.98	2,015.00	711,942.20	724,549.19
FHLMC MULTIFAMILY STRUCTURED P DTD 07/01/2017 3.243% 04/01/2027	3137F1G44	425,000.00	AA+	Aaa	8/16/2023	8/18/2023	400,711.91	4.97	1,148.56	403,210.53	410,204.21
FHLMC MULTIFAMILY STRUCTURED P DTD 08/01/2017 3.117% 06/01/2027	3137F2LJ3	660,000.00	AA+	Aaa	8/17/2023	8/22/2023	617,203.13	5.01	1,714.35	621,299.71	633,990.99
FHMS K507 A1 DTD 09/01/2023 4.800% 04/01/2028	3137HAMR4	689,219.80	AA+	Aaa	9/20/2023	9/28/2023	678,403.88	5.19	2,756.88	678,957.79	695,318.77
FHMS K506 A1 DTD 09/01/2023 4.650% 05/01/2028	3137HAMG8	364,096.29	AA+	Aaa	9/7/2023	9/14/2023	358,651.24	5.01	1,410.87	358,964.14	367,274.34
FHMS K505 A2 DTD 07/01/2023 4.819% 06/01/2028	3137HACX2	700,000.00	AA+	Aaa	7/13/2023	7/20/2023	706,991.60	4.59	2,811.08	706,342.77	711,479.27

Security Type/Description Dated Date/Coupon/Maturity	CUSIP	Par	S&P Rating	Moody's Rating	Trade Date	Settle Date	Original Cost	YTM at Cost	Accrued Interest	Amortized Cost	Market Value
Agency CMBS											
FHMS KJ46 A1 DTD 07/01/2023 4.777% 06/01/2028	3137HAD45	573,451.41	AA+	Aaa	7/19/2023	7/27/2023	573,437.09	4.78	2,282.81	573,438.37	575,957.30
FNA 2023-M6 A2 DTD 07/01/2023 4.190% 07/01/2028	3136BQDE6	715,000.00	AA+	Aaa	7/18/2023	7/31/2023	702,878.52	4.58	2,496.54	703,917.31	709,971.78
FHMS K506 A2 DTD 09/01/2023 4.650% 08/01/2028	3137HAMH6	725,000.00	AA+	Aaa	9/7/2023	9/14/2023	714,275.08	4.99	2,809.38	714,856.32	733,381.39
FHMS K508 A2 DTD 10/01/2023 4.740% 08/01/2028	3137HAQ74	690,000.00	AA+	Aaa	10/11/2023	10/19/2023	674,864.16	5.26	2,725.50	675,428.16	700,424.34
FHMS KJ47 A1 DTD 09/01/2023 5.272% 08/01/2028	3137HAMN3	403,460.94	AA+	Aaa	9/19/2023	9/28/2023	403,458.92	5.27	1,772.54	403,459.02	413,278.66
FHMS K509 A2 DTD 10/01/2023 4.850% 09/01/2028	3137HAST4	550,000.00	AA+	Aaa	10/25/2023	10/31/2023	532,464.35	5.60	2,222.92	533,001.69	561,038.37
FHMS K507 A2 DTD 09/01/2023 4.800% 09/01/2028	3137HAMS2	715,000.00	AA+	Aaa	9/20/2023	9/28/2023	706,453.61	5.07	2,860.00	706,850.91	728,135.94
FHMS K510 A2 DTD 11/01/2023 5.069% 10/01/2028	3137HB3D4	280,000.00	AA+	Aaa	11/14/2023	11/21/2023	279,190.52	5.14	1,182.77	279,206.86	287,929.00
FHMS K511 A2 DTD 12/01/2023 4.860% 10/01/2028	3137HB3G7	405,000.00	AA+	Aaa	11/28/2023	12/7/2023	403,836.44	4.93	1,640.25	403,850.85	413,580.55
FHMS K512 A2 DTD 12/01/2023 5.000% 11/01/2028	3137HBCF9	365,000.00	AA+	Aaa	12/11/2023	12/21/2023	368,408.37	4.78	1,520.83	368,389.95	375,041.41
Security Type Sub-Total		9,514,473.63					9,317,413.65	4.96	34,776.70	9,334,581.70	9,531,104.41

ABS

HAROT 2021-1 A3 DTD 02/24/2021 0.270% 04/21/2025	43813GAC5	24,946.53	NR	Aaa	2/17/2021	2/24/2021	24,946.07	0.27	1.87	24,946.39	24,642.92
HART 2021-A A3 DTD 04/28/2021 0.380% 09/15/2025	44933LAC7	34,704.25	AAA	NR	4/20/2021	4/28/2021	34,700.60	0.38	5.86	34,702.83	34,230.49
CARMX 2021-1 A3 DTD 01/27/2021 0.340% 12/15/2025	14316NAC3	24,362.32	AAA	NR	1/20/2021	1/27/2021	24,357.52	0.34	3.68	24,360.40	23,922.50
TAOT 2021-C A3 DTD 09/27/2021 0.430% 01/15/2026	89239BAC5	114,751.93	AAA	Aaa	9/21/2021	9/27/2021	114,742.78	0.43	21.93	114,747.59	111,736.52
CARMX 2021-2 A3 DTD 04/21/2021 0.520% 02/17/2026	14314QAC8	72,044.85	AAA	NR	4/13/2021	4/21/2021	72,029.33	0.52	16.65	72,038.00	70,447.47

Security Type/Description Dated Date/Coupon/Maturity	CUSIP	Par	S&P Rating	Moody's Rating	Trade Date	Settle Date	Original Cost	YTM at Cost	Accrued Interest	Amortized Cost	Market Value
ABS											
HART 2021-C A3 DTD 11/17/2021 0.740% 05/15/2026	44935FAD6	65,598.83	AAA	NR	11/9/2021	11/17/2021	65,584.20	0.75	21.57	65,591.11	63,847.76
DCENT 2021-A1 A1 DTD 09/27/2021 0.580% 09/15/2026	254683CP8	155,000.00	AAA	Aaa	9/20/2021	9/27/2021	154,966.81	0.58	39.96	154,981.92	149,867.87
CCCIT 2023-A1 A1 DTD 12/01/2023 5.230% 12/01/2027	17305EGW9	160,000.00	AAA	Aaa	12/4/2023	12/11/2023	159,979.94	5.23	697.33	159,980.20	161,401.33
KCOT 2023-2A A3 DTD 07/26/2023 5.280% 01/18/2028	500945AC4	180,000.00	NR	Aaa	7/18/2023	7/26/2023	179,954.53	5.29	422.40	179,958.95	182,260.10
BAAT 2023-1A A3 DTD 07/31/2023 5.530% 02/15/2028	06428AAC2	295,000.00	NR	Aaa	7/25/2023	7/31/2023	294,988.82	5.53	725.04	294,989.86	298,584.25
HAROT 2023-3 A3 DTD 08/22/2023 5.410% 02/18/2028	43815QAC1	450,000.00	AAA	NR	8/15/2023	8/22/2023	449,907.21	5.42	879.13	449,914.67	456,254.24
TAOT 2023-C A3 DTD 08/15/2023 5.160% 04/17/2028	89231FAD2	140,000.00	AAA	NR	8/8/2023	8/15/2023	139,968.33	5.17	321.07	139,970.91	141,205.32
USAOT 2023-A A3 DTD 09/15/2023 5.580% 05/15/2028	90291VAC4	570,000.00	AAA	Aaa	9/7/2023	9/15/2023	569,900.25	5.58	1,413.60	569,905.83	576,307.91
BAAT 2023-2A A3 DTD 11/21/2023 5.740% 06/15/2028	06054YAC1	555,000.00	NR	Aaa	11/15/2023	11/21/2023	554,989.95	5.74	1,415.87	554,990.17	567,054.50
TAOT 2023-D A3 DTD 11/14/2023 5.540% 08/15/2028	89239FAD4	145,000.00	AAA	NR	11/7/2023	11/14/2023	144,984.37	5.54	357.02	144,984.75	147,809.85
FITAT 2023-1 A3 DTD 08/23/2023 5.530% 08/15/2028	31680EAD3	490,000.00	AAA	Aaa	8/15/2023	8/23/2023	489,969.62	5.53	1,204.31	489,971.81	495,364.86
AMXCA 2023-3 A DTD 09/19/2023 5.230% 09/15/2028	02582JKD1	585,000.00	AAA	NR	9/12/2023	9/19/2023	584,973.85	5.23	1,359.80	584,975.17	595,053.40
CHAIT 2023-A1 A DTD 09/15/2023 5.160% 09/15/2028	161571HT4	570,000.00	AAA	NR	9/7/2023	9/15/2023	569,842.00	5.17	1,307.20	569,850.26	578,783.70
HART 2023-C A3 DTD 11/13/2023 5.540% 10/16/2028	44918CAD4	215,000.00	AAA	NR	11/3/2023	11/13/2023	214,971.73	5.54	529.38	214,972.40	218,963.33

Security Type/Description Dated Date/Coupon/Maturity	CUSIP	Par	S&P Rating	Moody's Rating	Trade Date	Settle Date	Original Cost	YTM at Cost	Accrued Interest	Amortized Cost	Market Value
ABS											
BACCT 2023-A2 A2 DTD 12/14/2023 4.980% 11/15/2028	05522RDH8	260,000.00	NR	Aaa	12/7/2023	12/14/2023	259,965.08	4.98	611.44	259,965.38	262,689.54
Security Type Sub-Total		5,106,408.71					5,105,722.99	4.95	11,355.11	5,105,798.60	5,160,427.86
Managed Account Sub Total		74,302,882.34					73,014,636.60	2.77	294,762.09	73,358,138.94	71,705,795.93
Securities Sub Total		\$74,302,882.34					\$73,014,636.60	2.77%	\$294,762.09	\$73,358,138.94	\$71,705,795.93
Accrued Interest											\$294,762.09
Total Investments											\$72,000,558.02

Quarterly Portfolio Transactions

Trade Date	Settle Date	Par (\$)	CUSIP	Security Description	Coupon	Maturity Date	Transact Amount (\$)	Yield at Market	Realized G/L (BV)
BUY									
10/2/2023	10/2/2023	179,000.00	912796YT0	US TREASURY BILL	0.00%	11/2/2023	178,187.15	5.30%	
10/11/2023	10/19/2023	690,000.00	3137HAQ74	FHMS K508 A2	4.74%	8/1/2028	676,499.46	5.26%	
10/12/2023	10/13/2023	970,000.00	912797FB8	US TREASURY BILL	0.00%	10/19/2023	969,146.32	5.29%	
10/19/2023	10/19/2023	293,000.00	912796YT0	US TREASURY BILL	0.00%	11/2/2023	292,400.37	5.27%	
10/25/2023	10/31/2023	550,000.00	3137HAST4	FHMS K509 A2	4.85%	9/1/2028	534,687.27	5.60%	
10/26/2023	10/26/2023	427,000.00	912797HD2	US TREASURY BILL	0.00%	10/31/2023	426,690.57	5.22%	
10/26/2023	10/27/2023	1,010,000.00	912797HN0	US TREASURY BILL	0.00%	12/5/2023	1,004,211.86	5.32%	
11/1/2023	11/2/2023	472,000.00	912797FJ1	US TREASURY BILL	0.00%	11/9/2023	471,517.20	5.27%	
11/3/2023	11/13/2023	215,000.00	44918CAD4	HART 2023-C A3	5.54%	10/16/2028	214,971.73	5.54%	
11/7/2023	11/14/2023	145,000.00	89239FAD4	TAOT 2023-D A3	5.54%	8/15/2028	144,984.37	5.54%	
11/8/2023	11/9/2023	112,000.00	912797FK8	US TREASURY BILL	0.00%	11/16/2023	111,885.66	5.26%	
11/14/2023	11/21/2023	280,000.00	3137HB3D4	FHMS K510 A2	5.06%	10/1/2028	279,979.03	5.14%	
11/15/2023	11/16/2023	112,000.00	912797HL4	US TREASURY BILL	0.00%	11/21/2023	111,918.33	5.25%	
11/15/2023	11/21/2023	555,000.00	06054YAC1	BAAT 2023-2A A3	5.74%	6/15/2028	554,989.95	5.74%	
11/28/2023	12/7/2023	405,000.00	3137HB3G7	FHMS K511 A2	4.86%	10/1/2028	404,164.49	4.93%	
11/29/2023	11/30/2023	625,000.00	912797FW2	US TREASURY BILL	0.00%	1/4/2024	621,802.12	5.29%	
11/29/2023	11/30/2023	405,000.00	912797FT9	US TREASURY BILL	0.00%	12/7/2023	404,585.30	5.27%	

Quarterly Portfolio Transactions

Trade Date	Settle Date	Par (\$)	CUSIP	Security Description	Coupon	Maturity Date	Transact Amount (\$)	Yield at Market	Realized G/L (BV)
BUY									
12/4/2023	12/5/2023	1,010,000.00	912797FV4	US TREASURY BILL	0.00%	12/21/2023	1,007,626.50	5.30%	
12/4/2023	12/11/2023	160,000.00	17305EGW9	CCCIT 2023-A1 A1	5.23%	12/1/2027	159,979.94	5.23%	
12/5/2023	12/8/2023	375,000.00	48125LRU8	JP MORGAN CORP NOTES (CALLABLE)	5.11%	12/8/2026	375,000.00	5.11%	
12/7/2023	12/14/2023	260,000.00	05522RDH8	BACCT 2023-A2 A2	4.98%	11/15/2028	259,965.08	4.98%	
12/11/2023	12/12/2023	156,000.00	912797FV4	US TREASURY BILL	0.00%	12/21/2023	155,794.47	5.28%	
12/11/2023	12/21/2023	365,000.00	3137HBCF9	FHMS K512 A2	5.00%	11/1/2028	369,422.26	4.78%	
Total BUY		9,771,000.00					9,730,409.43		0.00
INTEREST									
10/1/2023	10/25/2023	715,000.00	3137HAMS2	FHMS K507 A2	4.80%	9/1/2028	2,860.00		
10/1/2023	10/25/2023	700,000.00	3137HACX2	FHMS K505 A2	4.81%	6/1/2028	2,811.08		
10/1/2023	10/25/2023	660,000.00	3137F2LJ3	FHLMC MULTIFAMILY STRUCTURED P	3.11%	6/1/2027	1,714.35		
10/1/2023	10/25/2023	725,000.00	3137HAMH6	FHMS K506 A2	4.65%	8/1/2028	2,809.38		
10/1/2023	10/25/2023	405,000.00	3137HAMN3	FHMS KJ47 A1	5.27%	8/1/2028	1,779.30		
10/1/2023	10/25/2023	425,000.00	3137F1G44	FHLMC MULTIFAMILY STRUCTURED P	3.24%	4/1/2027	1,148.56		
10/1/2023	10/25/2023	574,444.07	3137HAD45	FHMS KJ46 A1	4.77%	6/1/2028	2,286.77		
10/1/2023	10/25/2023	715,000.00	3136BQDE6	FNA 2023-M6 A2	4.19%	7/1/2028	2,496.54		
10/1/2023	10/25/2023	695,000.00	3137HAMR4	FHMS K507 A1	4.80%	4/1/2028	2,780.00		

Quarterly Portfolio Transactions

Trade Date	Settle Date	Par (\$)	CUSIP	Security Description	Coupon	Maturity Date	Transact Amount (\$)	Yield at Market	Realized G/L (BV)
INTEREST									
10/1/2023	10/25/2023	505,000.00	3137BTUM1	FHMS K061 A2	3.34%	11/1/2026	1,408.53		
10/1/2023	10/25/2023	365,000.00	3137HAMG8	FHMS K506 A1	4.65%	5/1/2028	1,414.38		
10/1/2023	10/25/2023	750,000.00	3137BXQY1	FHMS K064 A2	3.22%	3/1/2027	2,015.00		
10/2/2023	10/2/2023	585,000.00	06051GKM0	BANK OF AMERICA CORP NOTES (CALLABLE)	3.38%	4/2/2026	9,898.20		
10/14/2023	10/14/2023	560,000.00	3130AJHU6	FEDERAL HOME LOAN BANK NOTES	0.50%	4/14/2025	1,400.00		
10/15/2023	10/15/2023	585,000.00	02582JKD1	AMXCA 2023-3 A	5.23%	9/15/2028	2,209.68		
10/15/2023	10/15/2023	33,800.54	14316NAC3	CARMX 2021-1 A3	0.34%	12/15/2025	9.58		
10/15/2023	10/15/2023	81,402.39	44935FAD6	HART 2021-C A3	0.74%	5/15/2026	50.20		
10/15/2023	10/15/2023	94,310.80	14314QAC8	CARMX 2021-2 A3	0.52%	2/17/2026	40.87		
10/15/2023	10/15/2023	570,000.00	161571HT4	CHAIT 2023-A1 A	5.16%	9/15/2028	2,451.00		
10/15/2023	10/15/2023	140,000.00	89231FAD2	TAOT 2023-C A3	5.16%	4/17/2028	602.00		
10/15/2023	10/15/2023	155,000.00	254683CP8	DCENT 2021-A1 A1	0.58%	9/15/2026	74.92		
10/15/2023	10/15/2023	144,905.62	89239BAC5	TAOT 2021-C A3	0.43%	1/15/2026	51.92		
10/15/2023	10/15/2023	2,319.45	14315XAC2	CARMX 2020-1 A3	1.89%	12/16/2024	3.65		
10/15/2023	10/15/2023	180,000.00	500945AC4	KCOT 2023-2A A3	5.28%	1/18/2028	792.00		
10/15/2023	10/15/2023	490,000.00	31680EAD3	FITAT 2023-1 A3	5.53%	8/15/2028	2,258.08		
10/15/2023	10/15/2023	570,000.00	90291VAC4	USAOT 2023-A A3	5.58%	5/15/2028	2,650.50		

Quarterly Portfolio Transactions

Trade Date	Settle Date	Par (\$)	CUSIP	Security Description	Coupon	Maturity Date	Transact Amount (\$)	Yield at Market	Realized G/L (BV)
INTEREST									
10/15/2023	10/15/2023	295,000.00	06428AAC2	BAAT 2023-1A A3	5.53%	2/15/2028	1,359.46		
10/15/2023	10/15/2023	52,133.50	44933LAC7	HART 2021-A A3	0.38%	9/15/2025	16.51		
10/18/2023	10/18/2023	450,000.00	43815QAC1	HAROT 2023-3 A3	5.41%	2/18/2028	2,028.75		
10/21/2023	10/21/2023	41,748.00	43813GAC5	HAROT 2021-1 A3	0.27%	4/21/2025	9.39		
10/22/2023	10/22/2023	580,000.00	3135G03U5	FANNIE MAE NOTES	0.62%	4/22/2025	1,812.50		
10/25/2023	10/25/2023	690,000.00	89115B6F2	TORONTO DOMINION BANK NY CERT DEPOS	5.47%	10/25/2024	37,638.16		
10/31/2023	10/31/2023	1,515,000.00	91282CFU0	US TREASURY NOTES	4.12%	10/31/2027	31,246.88		
10/31/2023	10/31/2023	555,000.00	91282CAT8	US TREASURY NOTES	0.25%	10/31/2025	693.75		
10/31/2023	10/31/2023	245,000.00	91282CBW0	US TREASURY NOTES	0.75%	4/30/2026	918.75		
10/31/2023	10/31/2023	89,000.00	91282CHA2	US TREASURY NOTES	3.50%	4/30/2028	1,557.50		
10/31/2023	10/31/2023	525,000.00	91282CBZ3	US TREASURY NOTES	1.25%	4/30/2028	3,281.25		
10/31/2023	10/31/2023	590,000.00	912828X70	US TREASURY NOTES	2.00%	4/30/2024	5,900.00		
10/31/2023	10/31/2023	60,000.00	912828YM6	US TREASURY NOTES	1.50%	10/31/2024	450.00		
10/31/2023	10/31/2023	1,265,000.00	91282CAU5	US TREASURY NOTES	0.50%	10/31/2027	3,162.50		
11/1/2023	11/1/2023	560,000.00	46647PAF3	JPMORGAN CHASE & CORP NOTES (CALLABLE)	3.54%	5/1/2028	9,912.00		
11/1/2023	11/1/2023	280,000.00	172967MX6	CITIGROUP INC (CALLABLE) CORPORATE NOTES	0.98%	5/1/2025	1,373.40		
11/1/2023	11/25/2023	690,000.00	3137HAQ74	FHMS K508 A2	4.74%	8/1/2028	2,725.50		

Quarterly Portfolio Transactions

Trade Date	Settle Date	Par (\$)	CUSIP	Security Description	Coupon	Maturity Date	Transact Amount (\$)	Yield at Market	Realized G/L (BV)
INTEREST									
11/1/2023	11/25/2023	660,000.00	3137F2LJ3	FHLMC MULTIFAMILY STRUCTURED P	3.11%	6/1/2027	1,714.35		
11/1/2023	11/25/2023	425,000.00	3137F1G44	FHLMC MULTIFAMILY STRUCTURED P	3.24%	4/1/2027	1,148.56		
11/1/2023	11/25/2023	574,101.41	3137HAD45	FHMS KJ46 A1	4.77%	6/1/2028	2,285.40		
11/1/2023	11/25/2023	725,000.00	3137HAMH6	FHMS K506 A2	4.65%	8/1/2028	2,809.38		
11/1/2023	11/25/2023	750,000.00	3137BXQY1	FHMS K064 A2	3.22%	3/1/2027	2,015.00		
11/1/2023	11/25/2023	364,685.88	3137HAMG8	FHMS K506 A1	4.65%	5/1/2028	1,413.16		
11/1/2023	11/25/2023	692,987.18	3137HAMR4	FHMS K507 A1	4.80%	4/1/2028	2,771.95		
11/1/2023	11/25/2023	550,000.00	3137HAST4	FHMS K509 A2	4.85%	9/1/2028	2,222.92		
11/1/2023	11/25/2023	505,000.00	3137BTUM1	FHMS K061 A2	3.34%	11/1/2026	1,408.53		
11/1/2023	11/25/2023	715,000.00	3136BQDE6	FNA 2023-M6 A2	4.19%	7/1/2028	2,496.54		
11/1/2023	11/25/2023	404,450.16	3137HAMN3	FHMS KJ47 A1	5.27%	8/1/2028	1,776.88		
11/1/2023	11/25/2023	700,000.00	3137HACX2	FHMS K505 A2	4.81%	6/1/2028	2,811.08		
11/1/2023	11/25/2023	715,000.00	3137HAMS2	FHMS K507 A2	4.80%	9/1/2028	2,860.00		
11/7/2023	11/7/2023	520,000.00	3135G06G3	FANNIE MAE NOTES	0.50%	11/7/2025	1,300.00		
11/13/2023	11/13/2023	201,000.00	110122DN5	BRISTOL-MYERS SQUIBB CO CORPORATE NOTES	0.75%	11/13/2025	753.75		
11/15/2023	11/15/2023	570,000.00	90291VAC4	USAOT 2023-A A3	5.58%	5/15/2028	2,650.50		
11/15/2023	11/15/2023	46,035.12	44933LAC7	HART 2021-A A3	0.38%	9/15/2025	14.58		

Quarterly Portfolio Transactions

Trade Date	Settle Date	Par (\$)	CUSIP	Security Description	Coupon	Maturity Date	Transact Amount (\$)	Yield at Market	Realized G/L (BV)
INTEREST									
11/15/2023	11/15/2023	570,000.00	161571HT4	CHAIT 2023-A1 A	5.16%	9/15/2028	2,451.00		
11/15/2023	11/15/2023	518,000.00	912828R36	US TREASURY NOTES	1.62%	5/15/2026	4,208.75		
11/15/2023	11/15/2023	30,515.39	14316NAC3	CARMX 2021-1 A3	0.34%	12/15/2025	8.65		
11/15/2023	11/15/2023	180,000.00	500945AC4	KCOT 2023-2A A3	5.28%	1/18/2028	792.00		
11/15/2023	11/15/2023	490,000.00	31680EAD3	FITAT 2023-1 A3	5.53%	8/15/2028	2,258.08		
11/15/2023	11/15/2023	310,000.00	912828X88	US TREASURY NOTES	2.37%	5/15/2027	3,681.25		
11/15/2023	11/15/2023	140,000.00	89231FAD2	TAOT 2023-C A3	5.16%	4/17/2028	602.00		
11/15/2023	11/15/2023	295,000.00	06428AAC2	BAAT 2023-1A A3	5.53%	2/15/2028	1,359.46		
11/15/2023	11/15/2023	2,530,000.00	91282CCC3	US TREASURY NOTES	0.25%	5/15/2024	3,162.50		
11/15/2023	11/15/2023	86,639.91	14314QAC8	CARMX 2021-2 A3	0.52%	2/17/2026	37.54		
11/15/2023	11/15/2023	75,908.17	44935FAD6	HART 2021-C A3	0.74%	5/15/2026	46.81		
11/15/2023	11/15/2023	134,639.96	89239BAC5	TAOT 2021-C A3	0.43%	1/15/2026	48.25		
11/15/2023	11/15/2023	585,000.00	02582JKD1	AMXCA 2023-3 A	5.23%	9/15/2028	2,549.63		
11/15/2023	11/15/2023	155,000.00	254683CP8	DCENT 2021-A1 A1	0.58%	9/15/2026	74.92		
11/18/2023	11/18/2023	450,000.00	43815QAC1	HAROT 2023-3 A3	5.41%	2/18/2028	2,028.75		
11/20/2023	11/20/2023	770,000.00	66989HAJ7	NOVARTIS CAPITAL CORP NOTES (CALLABLE)	3.00%	11/20/2025	11,550.00		
11/21/2023	11/21/2023	35,928.25	43813GAC5	HAROT 2021-1 A3	0.27%	4/21/2025	8.08		

Quarterly Portfolio Transactions

Trade Date	Settle Date	Par (\$)	CUSIP	Security Description	Coupon	Maturity Date	Transact Amount (\$)	Yield at Market	Realized G/L (BV)
INTEREST									
11/22/2023	11/22/2023	380,000.00	38148LAE6	GOLDMAN SACHS GROUP INC CORPORATE NOTES	3.75%	5/22/2025	7,125.00		
11/30/2023	11/30/2023	395,000.00	91282CCF6	US TREASURY NOTES	0.75%	5/31/2026	1,481.25		
11/30/2023	11/30/2023	3,590,000.00	912828ZT0	US TREASURY NOTES	0.25%	5/31/2025	4,487.50		
11/30/2023	11/30/2023	3,595,000.00	91282CAZ4	US TREASURY NOTES	0.37%	11/30/2025	6,740.63		
12/1/2023	12/25/2023	404,016.32	3137HAMN3	FHMS KJ47 A1	5.27%	8/1/2028	1,774.98		
12/1/2023	12/25/2023	750,000.00	3137BXQY1	FHMS K064 A2	3.22%	3/1/2027	2,015.00		
12/1/2023	12/25/2023	715,000.00	3137HAMS2	FHMS K507 A2	4.80%	9/1/2028	2,860.00		
12/1/2023	12/25/2023	425,000.00	3137F1G44	FHLMC MULTIFAMILY STRUCTURED P	3.24%	4/1/2027	1,148.56		
12/1/2023	12/25/2023	690,000.00	3137HAQ74	FHMS K508 A2	4.74%	8/1/2028	2,725.50		
12/1/2023	12/25/2023	715,000.00	3136BQDE6	FNA 2023-M6 A2	4.19%	7/1/2028	2,496.54		
12/1/2023	12/25/2023	280,000.00	3137HB3D4	FHMS K510 A2	5.06%	10/1/2028	1,182.77		
12/1/2023	12/25/2023	691,249.87	3137HAMR4	FHMS K507 A1	4.80%	4/1/2028	2,765.00		
12/1/2023	12/25/2023	505,000.00	3137BTUM1	FHMS K061 A2	3.34%	11/1/2026	1,408.53		
12/1/2023	12/25/2023	725,000.00	3137HAMH6	FHMS K506 A2	4.65%	8/1/2028	2,809.38		
12/1/2023	12/25/2023	364,413.07	3137HAMG8	FHMS K506 A1	4.65%	5/1/2028	1,412.10		
12/1/2023	12/25/2023	573,809.67	3137HAD45	FHMS KJ46 A1	4.77%	6/1/2028	2,284.24		
12/1/2023	12/25/2023	550,000.00	3137HAST4	FHMS K509 A2	4.85%	9/1/2028	2,222.92		

Quarterly Portfolio Transactions

Trade Date	Settle Date	Par (\$)	CUSIP	Security Description	Coupon	Maturity Date	Transact Amount (\$)	Yield at Market	Realized G/L (BV)
INTEREST									
12/1/2023	12/25/2023	660,000.00	3137F2LJ3	FHLMC MULTIFAMILY STRUCTURED P	3.11%	6/1/2027	1,714.35		
12/1/2023	12/25/2023	700,000.00	3137HACX2	FHMS K505 A2	4.81%	6/1/2028	2,811.08		
12/15/2023	12/15/2023	570,000.00	90291VAC4	USAOT 2023-A A3	5.58%	5/15/2028	2,650.50		
12/15/2023	12/15/2023	2,495,000.00	91282CDN8	US TREASURY NOTES	1.00%	12/15/2024	12,475.00		
12/15/2023	12/15/2023	140,000.00	89231FAD2	TAOT 2023-C A3	5.16%	4/17/2028	602.00		
12/15/2023	12/15/2023	27,399.70	14316NAC3	CARMX 2021-1 A3	0.34%	12/15/2025	7.76		
12/15/2023	12/15/2023	40,237.59	44933LAC7	HART 2021-A A3	0.38%	9/15/2025	12.74		
12/15/2023	12/15/2023	215,000.00	44918CAD4	HART 2023-C A3	5.54%	10/16/2028	1,058.75		
12/15/2023	12/15/2023	70,622.66	44935FAD6	HART 2021-C A3	0.74%	5/15/2026	43.55		
12/15/2023	12/15/2023	180,000.00	500945AC4	KCOT 2023-2A A3	5.28%	1/18/2028	792.00		
12/15/2023	12/15/2023	79,167.64	14314QAC8	CARMX 2021-2 A3	0.52%	2/17/2026	34.31		
12/15/2023	12/15/2023	124,594.15	89239BAC5	TAOT 2021-C A3	0.43%	1/15/2026	44.65		
12/15/2023	12/15/2023	585,000.00	02582JKD1	AMXCA 2023-3 A	5.23%	9/15/2028	2,549.63		
12/15/2023	12/15/2023	490,000.00	31680EAD3	FITAT 2023-1 A3	5.53%	8/15/2028	2,258.08		
12/15/2023	12/15/2023	295,000.00	06428AAC2	BAAT 2023-1A A3	5.53%	2/15/2028	1,359.46		
12/15/2023	12/15/2023	555,000.00	06054YAC1	BAAT 2023-2A A3	5.74%	6/15/2028	2,123.80		
12/15/2023	12/15/2023	865,000.00	91282CEU1	US TREASURY NOTES	2.87%	6/15/2025	12,434.38		

Quarterly Portfolio Transactions

Trade Date	Settle Date	Par (\$)	CUSIP	Security Description	Coupon	Maturity Date	Transact Amount (\$)	Yield at Market	Realized G/L (BV)
INTEREST									
12/15/2023	12/15/2023	570,000.00	161571HT4	CHAIT 2023-A1 A	5.16%	9/15/2028	2,451.00		
12/15/2023	12/15/2023	155,000.00	254683CP8	DCENT 2021-A1 A1	0.58%	9/15/2026	74.92		
12/15/2023	12/15/2023	145,000.00	89239FAD4	TAOT 2023-D A3	5.54%	8/15/2028	691.73		
12/17/2023	12/17/2023	1,875,000.00	3135G04Z3	FANNIE MAE NOTES	0.50%	6/17/2025	4,687.50		
12/18/2023	12/18/2023	450,000.00	43815QAC1	HAROT 2023-3 A3	5.41%	2/18/2028	2,028.75		
12/21/2023	12/21/2023	30,265.61	43813GAC5	HAROT 2021-1 A3	0.27%	4/21/2025	6.81		
12/31/2023	12/31/2023	355,000.00	91282XX3	US TREASURY NOTES	2.00%	6/30/2024	3,550.00		
12/31/2023	12/31/2023	2,027,000.00	91282CBC4	US TREASURY NOTES	0.37%	12/31/2025	3,800.63		
12/31/2023	12/31/2023	1,680,000.00	91282CGC9	US TREASURY NOTES	3.87%	12/31/2027	32,550.00		
Total INTEREST		67,111,732.08					359,176.32		0.00
MATURITY									
10/19/2023	10/19/2023	970,000.00	912797FB8	US TREASURY BILL	0.00%	10/19/2023	970,000.00		
10/31/2023	10/31/2023	427,000.00	912797HD2	US TREASURY BILL	0.00%	10/31/2023	427,000.00		
11/2/2023	11/2/2023	179,000.00	912796YT0	US TREASURY BILL	0.00%	11/2/2023	179,000.00		
11/2/2023	11/2/2023	293,000.00	912796YT0	US TREASURY BILL	0.00%	11/2/2023	293,000.00		
11/9/2023	11/9/2023	472,000.00	912797FJ1	US TREASURY BILL	0.00%	11/9/2023	472,000.00		
11/16/2023	11/16/2023	112,000.00	912797FK8	US TREASURY BILL	0.00%	11/16/2023	112,000.00		

Quarterly Portfolio Transactions

Trade Date	Settle Date	Par (\$)	CUSIP	Security Description	Coupon	Maturity Date	Transact Amount (\$)	Yield at Market	Realized G/L (BV)
MATURITY									
11/21/2023	11/21/2023	112,000.00	912797HL4	US TREASURY BILL	0.00%	11/21/2023	112,000.00		
11/30/2023	11/30/2023	1,015,000.00	91282CDM0	US TREASURY NOTES	0.50%	11/30/2023	1,017,537.50		
12/5/2023	12/5/2023	1,010,000.00	912797HN0	US TREASURY BILL	0.00%	12/5/2023	1,010,000.00		
12/7/2023	12/7/2023	405,000.00	912797FT9	US TREASURY BILL	0.00%	12/7/2023	405,000.00		
12/21/2023	12/21/2023	214,000.00	912797FV4	US TREASURY BILL	0.00%	12/21/2023	214,000.00		
12/21/2023	12/21/2023	156,000.00	912797FV4	US TREASURY BILL	0.00%	12/21/2023	156,000.00		
12/31/2023	12/31/2023	1,845,000.00	912828V23	US TREASURY NOTES	2.25%	12/31/2023	1,865,756.25		
Total MATURITY		7,210,000.00					7,233,293.75		0.00
PAYDOWNS									
10/1/2023	10/25/2023	2,012.82	3137HAMR4	FHMS K507 A1	4.80%	4/1/2028	2,012.82		
10/1/2023	10/25/2023	342.66	3137HAD45	FHMS KJ46 A1	4.77%	6/1/2028	342.66		
10/1/2023	10/25/2023	314.12	3137HAMG8	FHMS K506 A1	4.65%	5/1/2028	314.12		
10/1/2023	10/25/2023	549.84	3137HAMN3	FHMS KJ47 A1	5.27%	8/1/2028	549.84		
10/15/2023	10/15/2023	10,265.66	89239BAC5	TAOT 2021-C A3	0.43%	1/15/2026	10,265.66		
10/15/2023	10/15/2023	7,670.89	14314QAC8	CARMX 2021-2 A3	0.52%	2/17/2026	7,670.89		
10/15/2023	10/15/2023	6,098.38	44933LAC7	HART 2021-A A3	0.38%	9/15/2025	6,098.38		
10/15/2023	10/15/2023	2,319.45	14315XAC2	CARMX 2020-1 A3	1.89%	12/16/2024	2,319.45		

Quarterly Portfolio Transactions

Trade Date	Settle Date	Par (\$)	CUSIP	Security Description	Coupon	Maturity Date	Transact Amount (\$)	Yield at Market	Realized G/L (BV)
PAYDOWNS									
10/15/2023	10/15/2023	3,285.15	14316NAC3	CARMX 2021-1 A3	0.34%	12/15/2025	3,285.15		
10/15/2023	10/15/2023	5,494.22	44935FAD6	HART 2021-C A3	0.74%	5/15/2026	5,494.22		
10/21/2023	10/21/2023	5,819.75	43813GAC5	HAROT 2021-1 A3	0.27%	4/21/2025	5,819.75		
11/1/2023	11/25/2023	291.74	3137HAD45	FHMS KJ46 A1	4.77%	6/1/2028	291.74		
11/1/2023	11/25/2023	433.84	3137HAMN3	FHMS KJ47 A1	5.27%	8/1/2028	433.84		
11/1/2023	11/25/2023	1,737.31	3137HAMR4	FHMS K507 A1	4.80%	4/1/2028	1,737.31		
11/1/2023	11/25/2023	272.81	3137HAMG8	FHMS K506 A1	4.65%	5/1/2028	272.81		
11/15/2023	11/15/2023	7,472.27	14314QAC8	CARMX 2021-2 A3	0.52%	2/17/2026	7,472.27		
11/15/2023	11/15/2023	5,797.53	44933LAC7	HART 2021-A A3	0.38%	9/15/2025	5,797.53		
11/15/2023	11/15/2023	3,115.69	14316NAC3	CARMX 2021-1 A3	0.34%	12/15/2025	3,115.69		
11/15/2023	11/15/2023	5,285.51	44935FAD6	HART 2021-C A3	0.74%	5/15/2026	5,285.51		
11/15/2023	11/15/2023	10,045.81	89239BAC5	TAOT 2021-C A3	0.43%	1/15/2026	10,045.81		
11/21/2023	11/21/2023	5,662.64	43813GAC5	HAROT 2021-1 A3	0.27%	4/21/2025	5,662.64		
12/1/2023	12/25/2023	2,030.07	3137HAMR4	FHMS K507 A1	4.80%	4/1/2028	2,030.07		
12/1/2023	12/25/2023	555.38	3137HAMN3	FHMS KJ47 A1	5.27%	8/1/2028	555.38		
12/1/2023	12/25/2023	754.81	3137BTUM1	FHMS K061 A2	3.34%	11/1/2026	754.81		
12/1/2023	12/25/2023	358.26	3137HAD45	FHMS KJ46 A1	4.77%	6/1/2028	358.26		

Quarterly Portfolio Transactions

Trade Date	Settle Date	Par (\$)	CUSIP	Security Description	Coupon	Maturity Date	Transact Amount (\$)	Yield at Market	Realized G/L (BV)
PAYDOWNS									
12/11/2023	12/25/2023	316.78	3137HAMG8	FHMS K506 A1	4.65%	5/1/2028	316.78		
12/15/2023	12/15/2023	7,122.79	14314QAC8	CARMX 2021-2 A3	0.52%	2/17/2026	7,122.79		
12/15/2023	12/15/2023	9,842.22	89239BAC5	TAOT 2021-C A3	0.43%	1/15/2026	9,842.22		
12/15/2023	12/15/2023	3,037.38	14316NAC3	CARMX 2021-1 A3	0.34%	12/15/2025	3,037.38		
12/15/2023	12/15/2023	5,023.83	44935FAD6	HART 2021-C A3	0.74%	5/15/2026	5,023.83		
12/15/2023	12/15/2023	5,533.34	44933LAC7	HART 2021-A A3	0.38%	9/15/2025	5,533.34		
12/21/2023	12/21/2023	5,319.08	43813GAC5	HAROT 2021-1 A3	0.27%	4/21/2025	5,319.08		
Total PAYDOWNS		124,182.03					124,182.03		0.00
SELL									
10/11/2023	10/13/2023	1,000,000.00	91282CHA2	US TREASURY NOTES	3.50%	4/30/2028	970,553.67		-41,005.97
10/25/2023	10/26/2023	130,000.00	91282CHA2	US TREASURY NOTES	3.50%	4/30/2028	124,819.43		-7,889.81
10/25/2023	10/26/2023	315,000.00	91282CHA2	US TREASURY NOTES	3.50%	4/30/2028	302,447.08		-16,594.10
11/17/2023	11/21/2023	695,000.00	91282CDM0	US TREASURY NOTES	0.50%	11/30/2023	695,783.30		-840.15
12/5/2023	12/8/2023	376,000.00	912797FV4	US TREASURY BILL	0.00%	12/21/2023	375,285.20		3.12
12/7/2023	12/11/2023	420,000.00	912797FV4	US TREASURY BILL	0.00%	12/21/2023	419,386.71		3.58

Quarterly Portfolio Transactions

Trade Date	Settle Date	Par (\$)	CUSIP	Security Description	Coupon	Maturity Date	Transact Amount (\$)	Yield at Market	Realized G/L (BV)
SELL									
12/11/2023	12/12/2023	155,000.00	912828V23	US TREASURY NOTES	2.25%	12/31/2023	156,309.39		-239.94
Total SELL		3,091,000.00					3,044,584.78		-66,563.27

Important Disclosures

This material is for general information purposes only and is not intended to provide specific advice or a specific recommendation, as it was prepared without regard to any specific objectives or financial circumstances.

Investment advisory services are provided by PFM Asset Management LLC ("PFMAM"), an investment adviser registered with the U.S. Securities and Exchange Commission and a subsidiary of U.S. Bancorp Asset Management, Inc. ("USBAM"). USBAM is a subsidiary of U.S. Bank National Association ("U.S. Bank"). U.S. Bank is a separate entity and subsidiary of U.S. Bancorp. U.S. Bank is not responsible for and does not guarantee the products, services or performance of PFMAM. The information contained is not an offer to purchase or sell any securities. Additional applicable regulatory information is available upon request.

PFMAM professionals have exercised reasonable professional care in the preparation of this performance report. Information in this report is obtained from sources external to PFMAM and is generally believed to be reliable and available to the public; however, we cannot guarantee its accuracy, completeness or suitability. We rely on the client's custodian for security holdings and market values. Transaction dates reported by the custodian may differ from money manager statements. While efforts are made to ensure the data contained herein is accurate and complete, we disclaim all responsibility for any errors that may occur. References to particular issuers are for illustrative purposes only and are not intended to be recommendations or advice regarding such issuers. Fixed income manager and index characteristics are gathered from external sources. When average credit quality is not available, it is estimated by taking the market value weights of individual credit tiers on the portion of the strategy rated by a NRSRO.

It is not possible to invest directly in an index. The index returns shown throughout this material do not represent the results of actual trading of investor assets. Third-party providers maintain the indices shown and calculate the index levels and performance shown or discussed. Index returns do not reflect payment of any sales charges or fees an investor would pay to purchase the securities they represent. The imposition of these fees and charges would cause investment performance to be lower than the performance shown.

The views expressed within this material constitute the perspective and judgment of PFMAM at the time of distribution and are subject to change. Any forecast, projection, or prediction of the market, the economy, economic trends, and equity or fixed-income markets are based upon certain assumptions and current opinion as of the date of issue and are also subject to change. Some, but not all assumptions are noted in the report. Assumptions may or may not be proven correct as actual events occur, and results may depend on events outside of your or our control. Changes in assumptions may have a material effect on results. Opinions and data presented are not necessarily indicative of future events or expected performance.

For more information regarding PFMAM's services or entities, please visit www.pfmam.com.

© 2023 PFM Asset Management LLC. Further distribution is not permitted without prior written consent.

Important Disclosures

- Market values that include accrued interest are derived from closing bid prices as of the last business day of the month as supplied by Refinitiv, Bloomberg, or Telerate. Where prices are not available from generally recognized sources, the securities are priced using a yield-based matrix system to arrive at an estimated market value.
- In accordance with generally accepted accounting principles, information is presented on a trade date basis; forward settling purchases are included in the monthly balances, and forward settling sales are excluded.
- Performance is presented in accordance with the CFA Institute's Global Investment Performance Standards (GIPS). Unless otherwise noted, performance is shown gross of fees. Quarterly returns are presented on an unannualized basis. Returns for periods greater than one year are presented on an annualized basis. Past performance is not indicative of future returns.
- Bank of America/Merrill Lynch Indices provided by Bloomberg Financial Markets.
- Money market fund/cash balances are included in performance and duration computations.
- Standard & Poor's is the source of the credit ratings. Distribution of credit rating is exclusive of money market fund/LGIP holdings.
- Callable securities in the portfolio are included in the maturity distribution analysis to their stated maturity date, although, they may be called prior to maturity.
- MBS maturities are represented by expected average life.

Glossary

- **Accrued Interest:** Interest that is due on a bond or other fixed income security since the last interest payment was made.
- **Agencies:** Federal agency securities and/or Government-sponsored enterprises.
- **Amortized Cost:** The original cost of the principal of the security is adjusted for the amount of the periodic reduction of any discount or premium from the purchase date until the date of the report. Discount or premium with respect to short-term securities (those with less than one year to maturity at time of issuance) is amortized on a straight line basis. Such discount or premium with respect to longer-term securities is amortized using the constant yield basis.
- **Asset-Backed Security:** A financial instrument collateralized by an underlying pool of assets – usually ones that generate a cash flow from debt, such as loans, leases, credit card balances, and receivables.
- **Bankers' Acceptance:** A draft or bill of exchange accepted by a bank or trust company. The accepting institution guarantees payment of the bill as well as the insurer.
- **Commercial Paper:** An unsecured obligation issued by a corporation or bank to finance its short-term credit needs, such as accounts receivable and inventory.
- **Contribution to Total Return:** The weight of each individual security multiplied by its return, then summed for each sector to determine how much each sector added or subtracted from the overall portfolio performance.
- **Effective Duration:** A measure of the sensitivity of a security's price to a change in interest rates, stated in years.
- **Effective Yield:** The total yield an investor receives in relation to the nominal yield or coupon of a bond. Effective yield takes into account the power of compounding on investment returns, while nominal yield does not.
- **FDIC:** Federal Deposit Insurance Corporation. A federal agency that insures bank deposits to a specified amount.
- **Interest Rate:** Interest per year divided by principal amount and expressed as a percentage.
- **Market Value:** The value that would be received or paid for an investment in an orderly transaction between market participants at the measurement date.
- **Maturity:** The date upon which the principal or stated value of an investment becomes due and payable.
- **Negotiable Certificates of Deposit:** A CD with a very large denomination, usually \$1 million or more, that can be traded in secondary markets.
- **Par Value:** The nominal dollar face amount of a security.
- **Pass-through Security:** A security representing pooled debt obligations that passes income from debtors to its shareholders. The most common type is the mortgage-backed security.

Glossary

- **Repurchase Agreements:** A holder of securities sells these securities to an investor with an agreement to repurchase them at a fixed price on a fixed date.
- **Settle Date:** The date on which the transaction is settled and monies/securities are exchanged. If the settle date of the transaction (i.e., coupon payments and maturity proceeds) occurs on a non-business day, the funds are exchanged on the next business day.
- **Supranational:** A multinational union or association in which member countries cede authority and sovereignty on at least some internal matters to the group, whose decisions are binding on its members.
- **Trade Date:** The date on which the transaction occurred; however, the final consummation of the security transaction and payment has not yet taken place.
- **Unsettled Trade:** A trade which has been executed; however, the final consummation of the security transaction and payment has not yet taken place.
- **U.S. Treasury:** The department of the U.S. government that issues Treasury securities.
- **Yield:** The rate of return based on the current market value, the annual interest receipts, maturity value, and the time period remaining until maturity, stated as a percentage on an annualized basis.
- **YTM at Cost:** The yield to maturity at cost is the expected rate of return based on the original cost, the annual interest receipts, maturity value, and the time period from purchase date to maturity, stated as a percentage on an annualized basis.
- **YTM at Market:** The yield to maturity at market is the rate of return based on the current market value, the annual interest receipts, maturity value, and the time period remaining until maturity, stated as a percentage on an annualized basis.



USD TREAT
PROTECT
PRESERVE
est. 1918
TRI-CITY WASTEWATER

Directors
Manny Fernandez
Tom Handley
Pat Kite
Anjali Lathi
Jennifer Toy

Officers
Paul R. Eldredge
*General Manager/
District Engineer*

Karen W. Murphy
Attorney

MARCH 11, 2024
BOARD OF DIRECTORS MEETING
AGENDA ITEM #5.b

TITLE: **Second Quarter FY 24 District-Wide Balanced Scorecard Measures (*This is an Information Item*)**

SUBMITTED: Paul R. Eldredge, General Manager/District Engineer
Mark Carlson, CFO/ Business Services Work Group Manager
Alisa Gordon, Organizational Support Team Coach
Karoline Terrazas, Organizational Performance Manager

Recommendation

Information only.

Discussion

This report summarizes progress meeting the District's strategic objectives and safety measures for the second quarter of fiscal year 2024 to date (July 1 – December 31, 2023).

Safety

Attachment 1- Table 1: During the second quarter, the District reported one minor vehicle incident. All other safety measures are at target with no OSHA recordable incidents.

Operational Excellence

The Districts' Operational Excellence scorecard measures are displayed in tables 2 through 5 in the attachment. Note that the track and report measures do not have a colored outcome.

- Customer measures- Ensuring a timely response to customers remains a top priority for the District. On average, during the first quarter the District has maintained a response time of approximately 15 minutes to service calls, which aligns with the goal of responding within one hour or less.
- Financial measures- The District continues to monitor chemical usage. As reported in the first quarter chemicals ferrous chloride, and hydrogen peroxide, used for odor control,

were out of range due to the increased hydrogen sulfide in the wastewater. In addition, an increase in hypochlorite was required to ensure our effluent quality met discharge requirements.

- Internal process measures- In the second quarter, 98% of the Districts preventative maintenance workorders were completed within 30 days. This is attributed to the proactive approach made by the mechanical and collection staff.
- Employee growth and development measure- The District hosted a staff event early in the second quarter. This event provided an opportunity to recognize longevity, safety updates, and the General Manager’s update.

Measure Outcome Color Key

District will meet and/or exceed this metric
District is monitoring/taking action on this metric
District anticipates not meeting this metric by fiscal end
T&R- Track and report metric

Background

District-Wide Balanced Scorecard Measures are presented quarterly.

Previous Board Action

None

Attachment:

Safety and OpEx Balanced Scorecards

Table 1: Safety Objectives and Measures

	Target	Q1	Q2	Q3	Q4	FY24 to Date	Comments	FY23	FY22	FY21
Reduce the number of incidents										
Total incidents with lost days	0	2	0			2	1 incident is a result of COVID exposure	3	5	2
Other OSHA recordable incidents	≤4	2	0			2	1 incident is a result of COVID exposure	5	9	1
# Incidents of vehicle or equipment accidents/damage	≤2	1	1			2		4	3	1
Reduce the impact of incidents on employees and the District										
Cost associated with vehicle/equipment accidents	≤\$5000	\$0.00	\$0.00			\$0.00		16,092.67	\$1,338.75	\$11,194.02
Ave FTE lost time	<0.5	0.05	0.00			0.025		0.03	0.61	1.03
Total Costs: Lost time Wages only	≤\$46,883	\$1,879.57	\$0.00			\$1,879.57		\$1,784.34	\$83,731.16	\$99,187.81
Ave FTE limited duty time	≤0.5	0.00	0.00			0		0	0	0
Total costs: Limited duty/Other 1/2 wages	≤\$23,441	\$0.00	\$0.00			\$0.00		\$0.00	\$0.00	\$0.00
X- Mod	≤1.0					TBD		0.78	0.83	0.82
Identify and correct poor practices and potential hazards										
# Facility inspections completed (SIT)	2	0	0			0		1	N/A	N/A
% of areas of concern identified during internal facility inspections that are resolved within 60 days of report	90%	N/A	N/A			N/A		100%	N/A	N/A
# work site inspections completed	278	76	53			129		321	313	346
Implement industry best practices										
# site visits (for potential BMPS) completed and discussed by ET	1	1	0			1		N/A	N/A	N/A
Communicate our commitment to safety										
# GM communications on status of safety program and performance	≥4	13	18			31		53	47	34
# safety strategy reviews conducted by ET and EHSS	2	0	0			0		2	2	48
Educate employees in safe work practices										
# of major safety training events offered	13	5	3			8		13	17	13
Ave % of targeted employees trained vs. plan	≥90%	97.00%	92.00%			94.50%		94.4%	92.76%	92.66%
Create a positive safety culture										
% Positive responses on the employees safety survey (ave)	≥75%	N/A	N/A	N/A	N/A	N/A	Not scheduled in FY24	93.6%	POSTPONED	POSTPONED

Table 2: Operational Excellence Objectives and Measures- Customer

CUSTOMER OBJECTIVES										
	Target	Q1	Q2	Q3	Q4	FY24 to Date	Comments	FY23	FY22	FY21
Stewardship: Demonstrate responsible stewardship of District assets and the environment										
# of Outreach Activities/Events Completed	98	27	46			73		167	138	90
Community Events / Online Outreach	53	21	19			40		83	84	9
Business	5	1	1			2		5	3	4
Schools	35	2	26			28		73	44	73
Civic	5	3	0			3		6	7	4
Service: Provide reliable, high quality service										
% of service calls responded to within 1 hour	≥95%	100%	100%			100%		100%	100.00%	98.43%
Average time to customer contact	T&R	18 Minutes	15 Minutes			17 Minutes		21 min	19 min	N/A
Initial response time to contact USD website inquiries (% within 3 business days)	≥90%	98%	98%			98%		98%	100.00%	99.50%
Average Response time of contact USD website inquiries (in days)	T&R	0.61 days	0.44 days			0.53 days		0.76	0.54	N/A
# of adverse impacts on customers that were caused by USD (non-SSO)	≤10	0	0			0		0	4	2
Emergencies: Be prepared for emergencies										
# of Emergency Preparedness Activities/Events Completed	4	1	1			2		10	7	5
Drills	2	0	1			1		2	1	1
Training/Exercises (or Communication)	1	1	0			1		6	3	1
Documents, Plans, Policies Updated	1	0	0			0		2	3	3

Table 3: Operational Excellence Objectives and Measures- Financial

FINANCIAL OBJECTIVES								FY23	FY22	FY21
	Target	Q1	Q2	Q3	Q4	FY24 to Date	Comments			
Fiscal responsibility: Ensure funding for critical programs and projects, while maintaining comparable rates										
Residential Sewer Service Charge (SSC) compared to other local agencies	T&R					Annual		14.7th	11.7th	5.8th
\$: SSC Union Sanitary District	T&R					Annual		\$530.00	\$491.00	\$455
\$: SSC Regional Average	T&R					Annual	FY24 data not available	Annual	\$482.00	\$505
\$: SSC National Average	T&R					Annual	FY24 data not available	Annual	\$551.00	\$526
Total Service Population Change	T&R					Annual		343,680	344,855	356,823
Total Parcels Served	T&R					Annual		94,031	93,378	92,714
Fiscal responsibility:(Financial) Accurately project and control costs										
Debt Coverage Ratio	1.5					Annual		8.64	8.93	6.71
PERS Funding Level	90-100%					Annual		65.60%	76.66%	65.79%
OPEB Funding Level	90-100%					Annual		81.49%	81.49%	60.85%
% of Budgeted Operating Expenditures	95-103%	23.51%	22.23%			45.74%		92.20%	94%	100%
% of Budgeted Overtime Used	T&R	22.21%	18.96%			41.17%		89.57%	93.62%	N/A
% of Budgeted Special Projects Expenditures	80-110%	10.94%	6.92%			17.86%		51.50%	33.26%	N/A
Fiscal responsibility: (Chemical Usage) Accurately project and control costs										
Ferrous Chloride Usage	≤ 40	43.30 GPH	42.80 GPH			43.05 GPH		36.3 GPH	39.3 GPH	N/A
Hydrogen Peroxide Usage	≤ 14	18.3 GPH	17.00 GPH			17.00 GPH		13.3 GPH	14.3 GPH	N/A
Hypochlorite Usage	≤ 143	171.60 GPH	149.00 GPH			160.30 GPH		153.6 GPH	142.4 GPH	N/A
Polymer Usage - Gravity Belt Thickener (GBT)	≤ 5.5	5.20 lbs/dry ton	5.50 lbs/dry ton			5.35 lbs/dry ton		3.8 lbs/dry ton	4.1 lbs/dry ton	N/A
Polymer Usage - Dewatering	≤ 37	31.3 lbs/dry ton	31.3 lbs/dry ton			31.3 lbs/dry ton		37.8 lbs/dry ton	35.3 lbs/dry ton	N/A
Fiscal responsibility: (Process) Accurately project and control costs										
Energy Produced: Cogeneration	T&R	33952 kwh/d	28182 kwh/d			31067 kwh/d		33,683 kwh/d	32,887 kwh/d	N/A
Energy Produced: Solar	T&R	441 kwh/d	159 kwh/d			300 kwh/d		347 kwh/d	348 kwh/d	N/A
Total Electrical Usage	T&R	53992 kwh/d	54040 kwh/d			54016 kwh/d		52,451 kwh/d	52,039 kwh/d	N/A
Plant Daily Flow (Average)	T&R	22.80 mgd	22.70 mgd			22.75 mgd		23.9 mgd	22.6 mgd	N/A
Influent Total Suspended Solids	T&R	371.00 mg/L	324.00 mg/L			347.50 mg/L		337 mg/L	361 mg/L	N/A
Effluent Total Suspended Solids	T&R	8.70 mg/L	9.70 mg/L			9.20 mg/L		11.6 mg/L	10.3 mg/L	N/A
% Removal of Total Suspended Solids	≥85%	98%	97%			98%		97%	97%	N/A

Table 4: Operational Excellence Objectives and Measures- Internal Process Objectives

INTERNAL PROCESS OBJECTIVES								FY23	FY22	FY21
	Target	Q1	Q2	Q3	Q4	FY24 to Date	Comments			
Asset Management: Manage and maintain assets and infrastructure										
% of Preventative and Proactive Maintenance Workorders Completed	≥60%	98%	99%			98%	New for FY24	N/A	N/A	N/A
Total # of Urgent Responses (Plant)	T&R	4	5			9	New for FY24	N/A	N/A	N/A
Total # of Urgent Responses (Field)	T&R	65	98			163	New for FY24	N/A	N/A	N/A
% of Collection System Cleaned per Plan	100%	20.3%	22.7%			43.0%		100.9%	104.1%	N/A
Environmental Protection: Maintain our ability to meet current and future regulations										
# of Category 1 Spills	0	0	0			0		0	0	0
# of Category 2/3/4 Spills	≤10	1	0			1		1	1	3
Settleability Performance: Sludge Volume Index (SVI)	100 - 150 mL/gal	275 m/gal	310 m/gal			293 m/gal		240 mL/gal	276 mL/gal	N/A
Number of Days SVI Outside of Range	T&R	59 days	58 days			117 days		217	232	N/A
Planning: Plan for long-term financial, project, and staffing needs										
Districtwide Critical Projects On schedule	≥85					Annual		46%	68.40%	N/A
How many hours project points expend on District projects	T&R					Annual		884.25	1,336.12	N/A
Efficiency: Optimize processes; Use technology and resources effectively										
# of projects that improve efficiency	T&R					Annual		7	6	N/A

Table 5: Operational Excellence Objectives and Measures- Employee Growth

EMPLOYEE GROWTH & DEVELOPMENT OBJECTIVES								FY23	FY22	FY21
	Target	Q1	Q2	Q3	Q4	FY24 to Date	Comments			
Employees: Maintain a highly competent, flexible workforce										
Employee Turnover Rate- Total	T&R					Annual		8.82%	9.29%	3.57%
Employee Turnover Rate Nonretirement	T&R					Annual		2.94%	5.00%	2.14%
% of employees completing training beyond District scheduled	≥80%					Annual		68%	54%	60%
Average training hours per FTE	≥20	7.81 Hours	6.31 Hours			14.12 Hours		32.00	19.65	16.99
Business Services	≥20	9.01 Hours	7.62 Hours			16.63 Hours		30.42	16.01	19.15
Technical Services	≥20	6.80 Hours	10.28 Hours			17.08 Hours		24.31	17.02	18.25
Collections Systems	≥20	6.24 Hours	3.17 Hours			9.41 Hours		26.76	22.29	15.181
Fabrication, Maintenance, and Construction	≥20	7.02 Hours	4.38 Hours			11.40 Hours		48.01	25.26	18.85
Treatment and Disposal	≥20	9.97 Hours	6.12 Hours			16.09 Hours		30.51	16.36	14.66
Safety: Work safely; reduce accidents and injuries										
See Safety Scorecard										
Culture: Foster a collaborative employee-management relationship that encourages new ideas and continuous improvement										
% of employee participating in committee and/or taskforces (Excludes management)	≥45%					Annual		33%	34%	36%
# Districtwide Employee Engagement Activities Completed (Survey, training, events)	T&R	0	1			1		2	0	N/A



USD TREAT
PROTECT
PRESERVE
est. 1918
TRI-CITY WASTEWATER

Directors
Manny Fernandez
Tom Handley
Pat Kite
Anjali Lathi
Jennifer Toy

Officers
Paul R. Eldredge
*General Manager/
District Engineer*

Karen W. Murphy
Attorney

**MARCH 11, 2024
BOARD OF DIRECTORS MEETING
AGENDA ITEM # 8**

TITLE: Consider Confirming and Declaring the Need to Continue the Emergency Action to Repair a Sinkhole on Cushing Parkway in the City of Fremont (*This is a Motion Item*)

SUBMITTED: Paul R. Eldredge, General Manager/District Engineer
Jose Rodrigues, Collection Services Work Group Manager
Raymond Chau, Technical Services Work Group Manager
Curtis Bosick, CIP Team Coach
Andrew Majsce, Assistant Engineer

Recommendation

Receive an update on repairs and adopt motion by a four-fifths vote confirming the February 26, 2024, determination and determining that there is a need to continue the action and confirming and declaring the continuance of the emergency.

Discussion

On February 26, 2024, the Board received an update on the emergency action and adopted a motion to continue the action and confirmed and declared the continuance of the emergency action to repair a sinkhole on Cushing Parkway in the City of Fremont. Since this meeting, McGuire and Hester has developed and submitted all pertinent information for staff's review, such as: backfill materials, asphalt concrete, and a storm water pollution prevention plan. Additionally, McGuire and Hester has made arrangements with a grouting subcontractor to be available to assist with the repairs depending on the encountered soil conditions. Meanwhile, staff has contacted the City of Fremont requesting that this permit approval be expedited due to the urgency of the repairs.

After the determination of an emergency pursuant to Public Contract Code Section 22050, the Board is required to review the status of the emergency action at every regularly scheduled

meeting thereafter until the action is terminated, to determine, by a four-fifths vote, that there is a need to continue the action. This staff report seeks such determination, as well as confirmation as to the determination and motion made on February 26, 2024, as there is a need to complete the actions described above.

Background

The District has an existing 36-inch reinforced concrete pipe (RCP) trunk sewer main at the intersection of Cushing Parkway and Auto Mall Parkway in the City of Fremont. There is a depression in the asphalt pavement adjacent to the pipeline due to ground subsidence that has progressed into a sinkhole. Below is a summary of the timeline of events:

- November 19, 2022: USD's contractor completed installation of CIPP liner for the 36-inch trunk sewer.
- May 28, 2023: USD staff responded to a trouble call for a road depression located at the intersection of Cushing Parkway and Auto Mall Parkway in the City of Fremont. The District dispatched a crew to perform a due diligence investigation. This investigation included reviewing previous inspection documents and performing a CCTV inspection of the 36-inch trunk sewer. Moreover, this trunk sewer was in good condition as it was recently rehabilitated using cured-in-place pipe (CIPP) lining methods. Thus, staff could not identify any potential causes of the road depression and the City of Fremont was notified of their findings. The City's maintenance staff installed a steel plate over the depression with the intention of repairing the pavement at a future date.
- September 22, 2023: City of Fremont discovered that the road depression had developed into a sinkhole when removing the steel plate to repair the pavement. The District was notified of the sinkhole; however, circumstances had not changed, and staff still did not believe that the trunk sewer could have been a contributing source. Accordingly, the City's maintenance staff performed some work to stabilize the road surface and reinstalled the steel plate.
- November 22, 2023: USD staff received a CCTV video from the contractor that performed the CIPP lining work, which identified a hole in the side of the RCP trunk sewer pipe at the 8 o'clock position. The video was previously taken by a contractor during the CIPP lining process, immediately after the pipe was cleaned but prior to the liner being installed. Following receipt of this video, staff have been in continued discussions with the City of Fremont regarding the best course of action to facilitate the necessary repairs.

Staff have been working with the City of Fremont and USD's geotechnical consultant to determine the best approach for making the necessary repairs. The consultant's recommendation is to excavate and replace impacted soils located within an area of the intersection; approximately 15 feet wide by 22 feet long by 7 feet deep. Refer to Figure 1 for a

site plan that depicts roughly the size/location of the excavation and Figure 2 for a photo of the sinkhole.

Given that the wet weather season is under way and that the full extent of underground soil conditions is unknown, the repair of the sinkhole must be done as soon as possible and does not allow the time required for competitive bidding. This approach means that the District would not be developing a formal design to repair the road surface, but instead would rely on engineering sketches and field inspections by the geotechnical consultant to define the scope of the repair. Additionally, field adjustments may need to be made based on site conditions encountered (e.g., groundwater elevation, soil behavior, utility conflicts, traffic control, etc.). The City of Fremont supports an expedited repair of the roadway and does not have any objections to this approach.

The District's Purchasing Policy and California Public Contract Code (PCC) Section 20806 allow for emergency contracting without competitive bidding in accordance with the requirements of PCC Section 22050. Section 22050(a) provides that the District, pursuant to a four-fifths vote of the Board, "may repair or replace a public facility, take any directly related and immediate action required by that emergency, and procure the necessary equipment, services, and supplies for those purposes, without giving notice for bids to let contracts."

In addition, the work is exempt under the California Environmental Quality Act (CEQA). CEQA Guidelines section 15269 establishes a statutory exemption for emergency repairs to public service facilities necessary to maintain service, and section 15301 establishes an exemption for repair of existing facilities.

The attached Resolution No. 3007, adopted on February 12, 2024, addresses the requirements of the PCC to declare the emergency and authorize additional expenditures without the need for competitive bidding. As such the District has proceeded with the work under our emergency services contract with McGuire and Hester. Staff roughly estimates that the repairs could cost up to \$500,000.

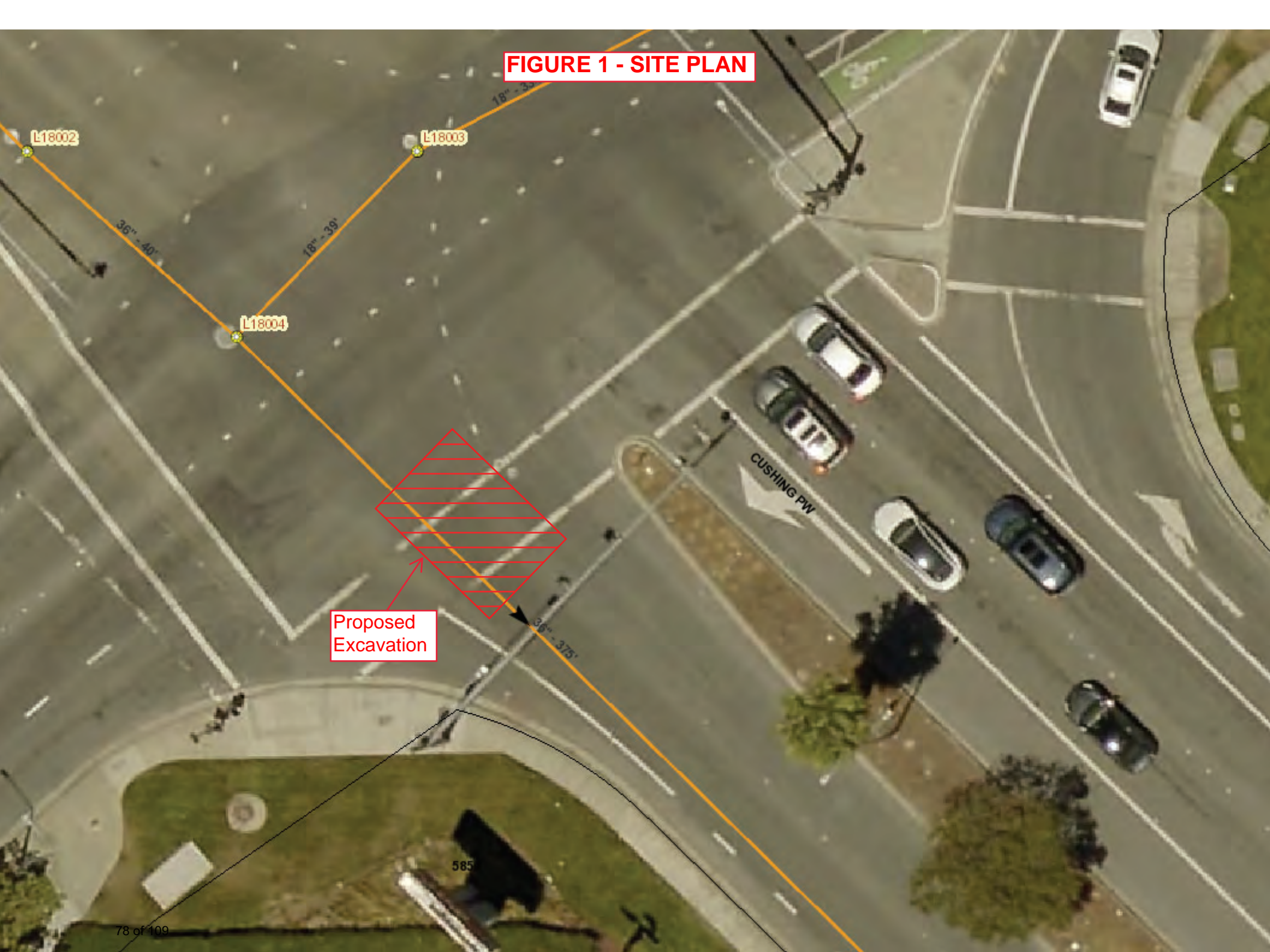
Previous Board Action

February 12, 2024, the Board adopted a resolution declaring an emergency and authorizing the emergency expenditure of funds for repairing a sinkhole on Cushing Parkway in the City of Fremont.

February 26, 2024, the Board received an update on the emergency action and adopted a motion to continue the action and confirmed and declared the continuance of the emergency action.

Attachments: Figure 1 – Site Plan
Figure 2 – Photo
Resolution No. 3007

FIGURE 1 - SITE PLAN



Proposed
Excavation



Figure 2 – Sinkhole at Intersection of Cushing Parkway and Auto Mall Parkway

RESOLUTION NO. 3007

DECLARING AN EMERGENCY AND AUTHORIZING THE EMERGENCY EXPENDITURE OF FUNDS FOR REPAIRING A SINKHOLE ON CUSHING PARKWAY IN THE CITY OF FREMONT

WHEREAS, the road surface in the City of Fremont located at the intersection of Cushing Parkway and Auto Mall Parkway has been damaged by ground subsidence in the form of a sinkhole potentially due to a hole in the District's existing 36-inch RCP trunk sewer main; and

WHEREAS, given that wet weather season is under way and that the full extent of underground soil conditions is unknown, it is necessary for the District to expeditiously proceed with the repair; and

WHEREAS, compliance with competitive bidding procedures typically takes a number of months and would not allow prompt action to be taken to complete the repair, as required to safeguard the public and District facilities; and

WHEREAS, the District's Purchasing Policy and California Public Contract Code (PCC) Section 20806 allow for emergency contracting without competitive bidding in accordance with the requirements of PCC Section 22050; and

WHEREAS, California Environmental Quality Act (CEQA) Guidelines section 15269 establishes a statutory exemption for emergency repairs to public service facilities necessary to maintain service, and other specific actions necessary to prevent or mitigate an emergency and section 15301 establishes an exemption for repair of existing facilities; and

WHEREAS, the damage involves a clear and imminent threat, demanding immediate action to prevent or mitigate loss of, or damage to, life, health, property, and essential public services.

NOW, THEREFORE, BE IT RESOLVED, BY THE UNION SANITARY DISTRICT BOARD OF DIRECTORS, BASED ON THE STAFF REPORT AND ORAL AND WRITTEN TESTIMONY, AS FOLLOWS:

1. The above recitals are true and correct and are material to this Resolution and are incorporated into this Resolution as findings of the District Board.
2. The Board finds that the repair is exempt under CEQA Guidelines sections 15269 and 15301 as the work is an emergency repair to an existing public facility necessary to maintain service.
3. The Board finds and declares, pursuant to Public Contract Code section 22050(a), that based on substantial evidence presented before the Board, the

emergency will not permit a delay resulting from competitive solicitation for bids for the repair of the road surface over the District's sewer main, and that this action is necessary to respond to the emergency.

4. The Board authorizes staff to proceed with the repair of the road surface located at the intersection of Cushing Parkway and Auto Mall Parkway, and procurement of the necessary equipment, services, and supplies for that purpose without giving notice for bids to contracts.

5. The Board will review the status of the emergency at each subsequent meeting of the Board of Directors and vote to authorize continuation of this resolution until the emergency action is completed.

PASSED, APPROVED, AND ADOPTED by at least a four-fifths vote, at a regular meeting of the Board of Directors on this 12th day of February, 2024.

AYES:	Fernandez, Handley, Kite, Lathi, Toy
NOES:	None
ABSENT:	None
ABSTAIN:	None

DocuSigned by:
Manny Fernandez
77BEF9EB02EB471...

MANNY FERNANDEZ
President, Board of Directors
Union Sanitary District

Attest:

DocuSigned by:
Tom Handley
C0CC5EF393E9442...

TOM HANDLEY
Secretary, Board of Directors
Union Sanitary District



USD TREAT
PROTECT
PRESERVE
est. 1918
TRI-CITY WASTEWATER

Directors
Manny Fernandez
Tom Handley
Pat Kite
Anjali Lathi
Jennifer Toy

Officers
Paul R. Eldredge
*General Manager/
District Engineer*

Karen W. Murphy
Attorney

**MARCH 11, 2024
BOARD OF DIRECTORS MEETING
AGENDA ITEM # 9**

TITLE: **Authorize the General Manager to Execute an Agreement with the City of Union City for the Emergency Building Inspection Program (*This is a Motion Item*)**

SUBMITTED: Paul R. Eldredge, General Manager/District Engineer
Raymond Chau, Technical Services Work Group Manager
Curtis Bosick, CIP Team Coach
Thomas Lam, Associate Engineer

Recommendation

Staff recommends the Board authorize the General Manager to execute an agreement with the City of Union City for the Emergency Building Inspection Program, in the form attached with minor revisions as may be approved by the General Manager in consultation with General Counsel.

Discussion

The proposed agreement sets forth the terms under which District staff are allowed to inspect District offices, which would otherwise require inspection by City staff, for occupancy after an earthquake.

The purpose of the District's Emergency Building Inspection Program is to allow a thorough evaluation of the District's office buildings by District staff. After a major earthquake (greater than 6.0 magnitude), staff anticipates that the City of Union City's building inspectors are likely going to be dispatched first to inspect the City's essential facilities or other buildings with the greatest importance to the public, which may not include the District's office buildings. Therefore, staff believes that it is prudent to ensure timely continuous operations to enter into an agreement with the City of Union City to allow District staff to perform required inspections and reduce inspection times while maintaining safety protocols.

Following a major earthquake, the District’s treatment facilities and office buildings must be inspected for damage and hazards to determine if they are safe to occupy. Qualified District staff members have been trained under the California Governor’s Office of Emergency Services (Cal OES) Safety Assessment Program (SAP) to perform these inspections. Treatment facilities are exempt from city building ordinances, and thus city inspections, in accordance with California Government Code 53091. However, the District’s office buildings are not exempt and are required to be inspected by the City of Union City. These office buildings are listed as follows:

- Administration Building
- Field Operations Building
- Plant Operations Control Building
- Maintenance Shop Building
- Campus Building

District staff have negotiated the attached agreement with the City of Union City. The term of this agreement would be two years from execution. The City of Union City and the District would be required to review the terms of the agreement, make revisions, and re-execute the agreement every two years.

Background

The Cal OES SAP provides training and certifies professional engineers, architects, and building inspectors to assist local governments in performing post-earthquake field evaluations of buildings and other infrastructure for safety. Post-earthquake assessments are generally performed by teams of two or more inspectors, dependent on the type and difficulty of the assessment. There are two types of inspectors:

- Primary Inspectors – Licensed professional civil or structural engineer or architect; completed the ATC-20 Post Earthquake Safety Evaluation of Buildings training course approved by the Cal OES; Cal OES SAP registered evaluator.
- Secondary Inspectors – Completed the ATC-20 Post Earthquake Safety Evaluation of Buildings training course approved by the Cal OES.

The table below lists District staff members trained to be inspectors under the Cal OES SAP:

	Primary Inspector	Secondary Inspector
Andrew Baile		X
Curtis Bosick	X	
Raymond Chau	X	
Derek Chiu		X
Kevin Chun	X	
Thomas Lam	X	
Lusine Petrosyan		X

A three-tier posting classification system is used and colored placards (tags) are posted on inspected structures to easily identify facility damage assessment results from a distance. These placards are normally posted at all building entrances and are summarized as follows:

- INSPECTED (Green Tags) - Buildings can be damaged yet remain safe. If the safety of a building was not significantly changed, it would be posted with a green placard reading INSPECTED.
- UNSAFE: (Red Tags) - Buildings damaged by a disaster that pose an imminent threat to life or safety under expected loads or other unsafe conditions should be posted with a red placard reading UNSAFE.
- RESTRICTED USE: (Yellow Tags) - When there is some risk of damage in all or part of the building that does not warrant red-tagging, a yellow tag should be used. The placard should indicate any specific restrictions (i.e., entry, duration of occupancy, use, etc.).

Previous Board Action

None.

Attachment: Agreement

AGREEMENT
BETWEEN
UNION SANITARY DISTRICT
AND
CITY OF UNION CITY
FOR
EMERGENCY BUILDING INSPECTION PROGRAM

This Agreement for Emergency Building Inspection Program (“Agreement”) is made and entered into as of _____ (“Effective Date”), between Union Sanitary District (hereinafter referred to as “District”), and City of Union City (hereinafter referred to as “City”), sometimes referred to herein individually as “Party” and together as the “Parties.”

I. PURPOSE

The District provides essential wastewater treatment services to the community, which can be susceptible to damage from seismic events. After a major earthquake, it is important that the District’s office buildings be inspected and reoccupied as soon as it is safely possible. The purpose of the District’s Emergency Building Inspection Program (“Program”) is to allow a quick and thorough evaluation of possible structural damage to the District’s office buildings by qualified District staff. This emergency inspection will facilitate rapid decisions regarding the closure or reoccupancy of the District’s office buildings. Prearranged emergency building inspection between the District and the City will reduce inspection delays while maintaining safety protocols. After a major earthquake, the City’s inspection personnel are likely dispatched first to inspect the City’s essential facilities or other buildings with the greatest importance to the public, which may not include the District’s office buildings. In order to facilitate an efficient inspection and evaluation of District’s buildings, and the District having the adequate staff and resources to conduct its own inspection and evaluation of District buildings, the purpose of this Agreement is to authorize the District to inspect its own buildings in the event of a major earthquake as specified herein.

II. EMERGENCY BUILDING INSPECTION PROGRAM

- A. The City authorizes the District to perform inspection of the District’s five (5) office buildings listed below and depicted in Exhibit A pursuant to the terms of this Agreement; and post color placards stating the buildings’ occupancy status, subject to City verification per section IV below, in the event of an earthquake resulting in a declared state of emergency by the City of Union City, County of Alameda or State of California (“Declared Emergency”).

- B. The District's inspection team(s) shall perform the emergency building structural inspection. The team shall comprise a minimum of two inspectors. One of the team members will be a primary inspector. The other can be primary or secondary inspector.

The District's primary inspector shall have the following minimum qualifications:

1. Licensed as a current professional civil or structural engineer or architect;
2. Completed an ATC-20 Post Earthquake Safety Evaluation of Buildings training course approved by the California Office of Emergency Services (CalOES); and
3. Certified by the CalOES to be proficient to perform emergency building evaluation using ATC-20 post earthquake evaluation procedures.

The District's secondary inspector shall have the following minimum qualifications:

1. Completed an ATC-20 Post Earthquake Safety Evaluation of Buildings training course approved by the CalOES.

- C. As part of the Program, a building-specific plan shall be developed for each of the five (5) buildings specified in Subsection 5(i)(1) below, in the format set forth in Exhibit B, which requires the following information:

1. List of District primary and secondary inspectors with addresses and phone numbers, and email addresses.
2. Building information specified for each building:
 - i. Photograph of building;
 - ii. Address of building;
 - iii. Description of building including age, number of stories, size, materials;
 - iv. Number of building entrances to be posted with City placards;
 - v. Description of building structural system;
3. An emergency response requirements and information including:
 - i. Trigger for activation of emergency response (e.g. declaration of emergency, >6.0 earthquake, District's request);
 - ii. Access procedures and/or keys for entrance to the site and all building areas;
 - iii. Location of equipment and supplies;
 - iv. Location of Emergency Inspection Plan and on-site drawings.

Agreement
Emergency Building Inspection Program

4. An emergency inspection plan including:
 - i. Inspection guidelines consistent with ATC-20 Procedures for Postearthquake Safety Evaluation of Buildings.
5. A list of required documents, equipment and supplies and their location:
 - i. The District's inspection team(s) shall have the following documents, equipment and supplies available for the building inspection:
 1. Structural drawings of the five District office buildings. The five office buildings are:
 - a. **Administration Building** (identified as "5072 A")
 - b. **Field Operations Building** (identified as "5072 B")
 - c. **Plant Operations Control Building** (identified as "5072 C")
 - d. **Maintenance Shop Building** (identified as "5072 D")
 - e. **Campus Building**
 2. Personal safety equipment including hardhat, protective clothing, gas-detector, etc.;
 3. Inspection equipment including flashlights, measuring devices, ladders, and other applicable items;
 4. Caution tape and barricades;
 5. Walkie-talkies or other emergency communication equipment;
 6. ATC-20 Field Manual: Post Earthquake Safety Evaluation of Buildings;
 7. ATC-20 Detailed Evaluation Safety Assessment Forms
 8. Sufficient green, yellow, and red placards for posting at the building after the evaluation.

III. IMPLEMENTATION

- A. Upon notification of an earthquake resulting in a Declared Emergency, the District's goal is to initiate the Program within eight (8) hours of daylight access to buildings, or as soon as the adequate number of District inspectors are available. The District shall perform the building inspection per the procedures below:
 1. Using the ATC-20 Post Earthquake Safety Evaluation of Buildings procedures and the documents, equipment and supplies stated in Article II, the District's inspection team(s) shall evaluate the District's five (5) office buildings.
 2. The District's inspection team(s) shall complete the ATC-20 Evaluation Safety Assessment Form for each of the office buildings. The assessment forms shall be reviewed and signed by the primary inspector.

Agreement
Emergency Building Inspection Program

3. The District shall submit the completed ATC-20 Evaluation Safety Assessment Forms to the City after the building inspections.
4. After the building inspections are completed, the District's inspection team(s) shall post a color placard at the main entry of each of the building displaying the District's determination of occupancy status subject to City verification as set forth in Section IV below. Per the ATC-20, each color placard designates the following occupancy status:
 - i. Green – INSPECTED - Habitable, minor or no damage.
 - ii. Yellow - RESTRICTED USE – Damage which represents some degree of threat to occupants.
 - iii. Red - UNSAFE – Not habitable, significant threat to life safety.

B. Take preventive measures regarding gas leaks, release of hazardous materials, or other life-safety mitigation.

IV. CITY VERIFICATION

When the City's inspection personnel are available after the earthquake, the City shall perform an inspection of the District's five (5) office buildings. The City shall make the final determination as to the occupancy status of the buildings.

V. TERM

The term of this Agreement is two (2) years from the Effective Date. The City and the District shall endeavor to mutually review the terms of the Agreement, make revisions as desired and re-execute the Agreement every two years.

IN WITNESS THEREOF, the parties hereto have made and executed this Agreement as of the Effective Date.

UNION SANITARY DISTRICT

CITY OF UNION CITY

By: _____
 Paul R. Eldredge, P.E.
 General Manager/District Engineer

By: _____
 Joan Malloy
 City Manager

Date: _____

Date: _____

Agreement
 Emergency Building Inspection Program

UNION SANITARY DISTRICT
ALVARADO WASTEWATER TREATMENT PLANT



NO SCALE

Buildings authorized by the City of Union City for the District to inspect under the Emergency Building Inspection Program

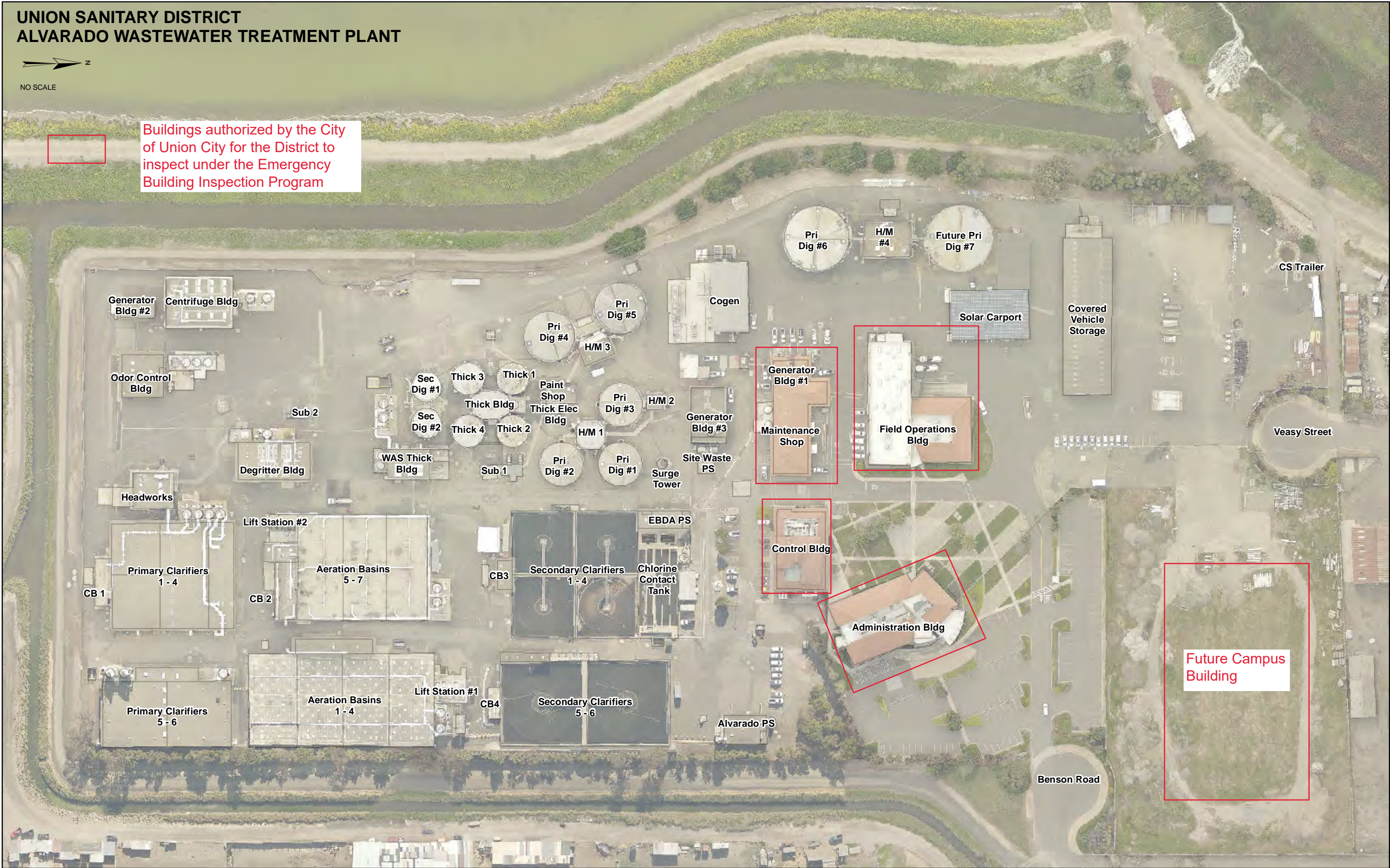


EXHIBIT B - Post-earthquake Assessment of District Facilities Script

An ATC-20 packet for a District building will contain the following: Rapid Assessment Worksheet, 11"x17" sized copies of the structural plans of the building and copies of the placards (at least 1 each Green, 3 each Yellow, 3 each Red).

Hardcopies of the structural plans of District facilities, evaluation forms, additional placards and 11"x17" clipboards can be found in the plastic tub in the Knaack box in the Evacuation Area. A District "0464" key is required to unlock the Knaack box.

Digital copies of the structural plans can be found on the I:\ drive ([\\USD-FP\common\Large Files\Seismic Data](#)) and on USB Keys located in the plastic tub in the Knaack box.

After a disaster, such as a major earthquake (greater than 6.0 magnitude), which requires evacuation of District facilities, and the District facilities are anticipated to be re-occupied, locate the ATC-20 packets. For all District Facilities assign a building to an engineer with ATC-20 certification. See current list of ATC-20 Certified Engineers in Table 1. Although a minimum of two people is required to perform a rapid assessment, if possible, form a group of three people (1 ATC-20 certified engineer, 2 District employees). Ensure all members of the team have the appropriate PPE (hard hat, safety shoes, vest, etc.) before evaluating the buildings.

For the buildings, make a rapid assessment utilizing the ATC-20 Field Manual, Second Edition. Entry into buildings is not necessary if an assessment can be made solely on the exterior appearance. Fill out the Rapid Assessment Worksheet and the appropriate colored Placard in a safe location. Select a safe location by the building entrance to post the placard. If a building is determined to be RESTRICTED or UNSAFE, place a placard at all the building entrances.

Table 1, ATC-20 Certification. Updated 3/4/2024.

Primary Inspectors (Certified ATC-20 Engineers)	Phone	Email
Curtis Bosick	530-613-7519	curtisb@unionsanitary.ca.gov
Raymond Chau	510-896-5072	raymondc@unionsanitary.ca.gov
Kevin Chun	510-461-7162	kevinch@unionsanitary.ca.gov
Thomas Lam	510-381-1804	thomasl@unionsanitary.ca.gov
Secondary Inspectors (ATC-20 Training Attendees)	Phone	Email
Andrew Baile	510-378-7807	andrewb@unionsanitary.ca.gov
Derek Chiu	510-477-7611	derekc@unionsanitary.ca.gov
Lusine Petrosyan	323-447-5353	lusinep@unionsanitary.ca.gov



USD TREAT
PROTECT
PRESERVE
est. 1918
TRI-CITY WASTEWATER

Directors
Manny Fernandez
Tom Handley
Pat Kite
Anjali Lathi
Jennifer Toy

Officers
Paul R. Eldredge
*General Manager/
District Engineer*

Karen W. Murphy
Attorney

**MARCH 11, 2024
BOARD OF DIRECTORS MEETING
AGENDA ITEM # 10**

TITLE: Publication of Confluent Medical Technologies, Inc. and Safety-Kleen of California, Inc. as Significant Violators in 2023 (*This is an Information Item*)

SUBMITTED: Paul R. Eldredge, General Manager/District Engineer
Raymond Chau, Technical Services Work Group Manager
Michael Dunning, Environmental Compliance Team Coach
Alex Paredes, Environmental Pretreatment Coordinator

Recommendation

Information only.

Discussion

In accordance with the requirements of 40 Code of Federal Regulations (CFR) Section 403.8(f)(2)(viii) of the General Pretreatment Regulations for new and existing sources, USD is required to publish the names of all dischargers to USD's wastewater treatment plant that were in Significant Noncompliance (SNC) with Environmental Protection Agency (EPA) Pretreatment Regulations and/or USD's Sewer Ordinance No. 36.04 any time during the 2023 calendar year.

The following dischargers to USD's wastewater treatment plant had a significant violation during the Calendar Year 2023 evaluation period:

1. Confluent Medical Technologies, Inc. (Confluent) submitted a Periodic Report of Continued Compliance (PRCC) sample taken on November 16, 2023. The samples indicated a copper result of 2.5 mg/L and a nickel result of 2.9 mg/L. Both results exceeded the 40 CFR 433 Metal Finishing Monthly Average Standards of 2.07 mg/L and 2.38 mg/L for copper and nickel, respectively.

Confluent was issued Notice of Violation N23-014, which required it to determine the cause of the violation, take immediate action to prevent re-occurrence and to perform self-monitoring sampling to confirm its compliance status. Confluent was issued an administrative penalty, which has been paid.

2. A routine wastewater sample collected by USD at Safety-Kleen of California, Inc. (Safety-Kleen) on January 11, 2023 detected a pH of 2.5 standard units (s.u.). Additionally, the volatile nature of the wastewater caused eye irritation to the USD employee during the sample event, resulting in the employee seeking medical attention. The employee was later medically cleared by USD's emergency care provider.

Staff determined this discharge from Safety-Kleen to be a Prohibited Discharge in accordance with USD's Sewer Use Ordinance 36.04 and a violation of Safety-Kleen's USD Wastewater Discharge Permit for being outside of the acceptable pH range. Additionally, the sample contained a chlorine concentration of 100 mg/L, which exceeded the limit of 20 mg/L as stated in the permit.

Safety-Kleen was issued Administrative Order AO-23-001, which required it to determine the cause of the violation, take immediate action to prevent a re-occurrence and to perform self-monitoring to confirm its compliance status with all discharges. Safety-Kleen was issued an administrative fine, which has been paid.

Attached is a copy of the publication that will appear in The Argus and Tri-City Voice during the second full week of March 2024.

Background

None.

Previous Board Action

None.

Attachment: Public Notice – Notice of Significant Violator

Public Notice

FOR IMMEDIATE RELEASE: UNION SANITARY DISTRICT
5072 BENSON ROAD
UNION CITY, CA 94587
CONTACT: RAYMOND CHAU
(510) 477-7606

NOTICE OF SIGNIFICANT VIOLATOR

Notice is hereby given that, pursuant to the requirements of 40 CFR Section 403.8 (f) (2)(viii) of the General Pretreatment Regulations for New and Existing Sources, the Union Sanitary District (USD) is required to publish the names of all dischargers to the District's wastewater treatment plant that were in Significant Non-Compliance (SNC) with EPA Pretreatment Regulations and/or the District's Sewer Ordinance No. 36.04 requirements at any time during the 2023 calendar year.

The following dischargers to Union Sanitary District's treatment plant had significant violations during 2023:

Confluent Medical Technologies, Inc.
47533 Westinghouse Drive
Fremont, CA 94538

Confluent Medical Technologies, Inc. (Confluent) submitted a Periodic Report of Continued Compliance (PRCC) sample taken on November 16, 2023. The samples indicated a Copper result of 2.5 mg/L and a Nickel result of 2.9 mg/L. Both results exceeded the 40 CFR 433 Metal Finishing Monthly Average Standards for Copper of 2.07 mg/L and 2.38 mg/L for Nickel respectively. Confluent was issued Notice of Violation N23-014, which required it to determine the cause of the violation, take immediate action to prevent re-occurrence and to perform self-monitoring sampling to confirm its compliance status. Confluent was issued an Administrative Penalty, which has been paid.

Confluent was classified as Significant Non-Compliance (SNC) for exceeding the Technical Review Criteria (TRC) for the Federal Monthly Average Limits for Copper and Nickel during the July-December 2023 Evaluation Period in accordance with 40 CFR 403.8(f)(2)(viii)(B), which is defined as those in which 33 percent or more of all the measurements taken for the same pollutant parameter during a 6-month period equal or exceed the product of the numeric Pretreatment Standard or Requirement including instantaneous limits, as defined by 40 CFR 403.3(l) multiplied by the applicable TRC (TRC=1.4 for BOD, TSS, fats, oil and grease, and 1.2 for all other pollutants except pH).

Safety-Kleen of California, Inc.
6880 Smith Avenue
Newark, CA, 94560

A routine sample collected by USD at Safety-Kleen of California, Inc. (Safety-Kleen) on January 11, 2023 detected a pH of 2.5 standard units (s.u.), which is a Prohibited Discharge in accordance with Sewer Use Ordinance 36.04 Section 2.01.1(b) No user shall introduce or cause to be introduced into the community sewer system any pollutants, substances, or wastewater which cause, threaten to cause, or are capable of causing, either alone or by interaction with other substances; (14) wastewater having a pH less than 5.0 or greater than 12.0, or otherwise causing corrosive structural damage to the collection system, POTW or equipment. It is also a violation of Safety Kleen's Wastewater Discharge Permit No. 268 Permit Condition G2(6)(a), whereby the pH at the sample point labeled FAC shall be between 6.0 s.u. and 12.0 s.u.

The wastewater also contained a Chlorine concentration of 100 mg/L, which exceeds the limit of 20 mg/L as stated on Permit Condition G4(3) limits table.

Additionally, the volatile nature of the wastewater caused eye irritation to the USD personnel during the sample event, resulting in the USD employee seeking medical attention. This event violates Sewer Use Ordinance 36.04 Section 2.01.1(b) No user shall introduce or cause to be introduced into the community sewer system any pollutants, substances, or wastewater which cause, threaten to cause, or are capable of causing, either alone or by interaction with other substances; (3) danger to life or safety of personnel.

Safety Kleen was issued Administrative Order AO-23-001, which required it to determine the cause of the violation, take immediate action to prevent a re-occurrence and to perform self-monitoring to confirm its compliance status will all discharges. Safety Kleen was issued an Administrative Fine, which has been paid.

Safety-Kleen was classified as Significant Non-Compliance (SNC) for a violation of both a pretreatment effluent limit and a Sewer Use Ordinance Prohibited Discharge during the January - June Evaluation Period of 2023, in accordance with 40 CFR 403.8(f)(2)(viii)(C) Any other violation of a Pretreatment Standard or Requirement as defined by 40 CFR 403.3(l) daily maximum, long-term average, instantaneous limit, or narrative Standard) that the POTW determines has caused, alone or in combination with other Discharges, Interference or Pass Through (including endangering the health of POTW personnel or the general public.



Summary of the EBDA Commission Meeting Thursday, February 15, 2024, at 4:00 p.m.

- Commissioners Andrews, Azevedo, Johnson, Lathi, and Simon, were present. This meeting was conducted at the Oro Loma Sanitary District, 2655 Grant Avenue, San Lorenzo, CA 94580.
- Commissioner Andrews moved to approve the Commission Meeting Minutes of January 18, 2024, the List of Disbursements for January 2024, and the Treasurer’s Report for January 2024. The motion was seconded by Commissioner Johnson and carried 5-0, by roll call vote.

Ayes: Commissioners Azevedo, Lathi, Simon, Johnson
Noes: None
Absent: None
Abstain: None

- The Commission unanimously approved the reports from the Regulatory Affairs, Financial Management, and Operations & Maintenance Committees. The following items were discussed:
- **General Managers Report**
The General Manager (GM) acknowledged that February 15 is the 50th anniversary of EBDA. The GM also reported that EBDA, in collaboration with Oro Loma Sanitary District and San Francisco Estuary Partnership, hosted a Design Charette on the First Mile Horizontal Levee project on January 23. On February 8, the Water Board completed its annual NPDES inspection of the Marina Dechlorination Facility (MDF) and San Leandro Water Pollution Control Plant. The GM reminded the Commission that Form 700 filings are due April 2.
- **Managers Advisory Committee**
The GM reported on the February 5, 2024, Managers Advisory Committee (MAC) meeting. The MAC discussed the status of the nutrients watershed permit. The Administrative Draft has been issued, and comments are due on March 6.
- **Financial Management Committee**
The GM reported on the February 14, 2024, meeting of the Financial Management Committee. The Committee reviewed the disbursement list and treasurer’s report and recommended approval. The Committee also reviewed the Authority’s insurance program and the Financial Transactions Report submitted to the State Controller’s Office.
- **Operations and Maintenance Committee**
The Operations and Maintenance (O&M) Committee met with staff on February 13, 2024. The O&M Manager provided updates on recent events, including PG&E power outages. The O&M Manager also provided project updates on the Hayward Effluent Pump Station (HEPS) Pump Replacement Project and the Oro Loma Effluent Pump Station (OLEPS) Automatic Transfer Switch Upgrade. The GM provided

updates on the Cargill and Advanced Quantitative Precipitation Information (AQPI) projects. Then, the Committee reviewed the Public Access Policy and recommended approval.

- **Motion Approving the Public Access to Authority Property Policy**

Commissioner Azevedo moved to approve the item. The motion was seconded by Commissioner Andrews and carried by the following roll call vote:

Ayes: Commissioners Simon, Johnson, Azevedo, Lathi

Noes: None

Absent: None

Abstain: None

- **Report from the Personnel Committee**

The Personnel Committee met with staff on February 13, 2024. The Committee discussed employee benefit assumptions for the FY 2024/2025 budget. The Committee asked staff to survey other agencies for retiree health benefits and present a summary at the next Committee meeting. The Committee reviewed the proposed changes to the Rules of the Commission and recommended that the policy be brought to the Commission for adoption in March.

- **Items from Commission and Staff**

Nothing to report from Commission and Staff.

- **Closed Session**

Pursuant to Government Code 54957, the Commission entered Closed Session at 4:39 pm to discuss appointment of the General Counsel.

- **Reconvene to Open Session**

The Commission reconvened to Open Session at 4:55 pm. Chair Lathi noted there were no reportable actions from closed session.

- **Adjournment**

Chair Lathi adjourned the meeting at 4:56 p.m.

**UNION SANITARY DISTRICT
CHECK REGISTER
02/17/2024-03/01/2024**

Check No.	Date	Dept	Invoice No.	Vendor	Description	Invoice Amt	Check Am
186719	2/29/2024	143	800452.21	CLARK CONSTRUCTION GROUP CA LP	STANDBY POWER SYSTEM UPGRADE	\$232,401.96	\$232,401.96
186751	2/29/2024	110	1808246	POLYDYNE INC	45,600 LBS CLARIFLOC C-6267	\$90,903.60	\$90,903.60
186717	2/29/2024	173	25911	CDW GOVERNMENT LLC	AZURE MICROSOFT CLOUD USAGE	\$1,453.63	\$78,533.32
	2/29/2024	173	474		2 ADM SWITCHES R&R	\$7,527.07	
	2/29/2024	173	49480		ADM SWITCHES R&R	\$14,019.02	
	2/29/2024	173	6399		MED SWITCHES R&R	\$6,130.12	
	2/29/2024	173	6401		PLANT DISTRIBUTION SWITCH	\$26,502.34	
	2/29/2024	173	6576		2 ADM SWITCHES R&R	\$2,190.00	
	2/29/2024	173	77230		DEGRITTER UPLINK TO STANDBY POWER	\$3,634.55	
	2/29/2024	173	93821		MED SWITCHES R&R	\$17,076.59	
186733	2/29/2024	110	9017819534	KEMIRA WATER SOLUTIONS INC	48,180 LBS FERROUS CHLORIDE	\$10,500.47	\$53,509.87
	2/29/2024	110	9017820369		47,680 LBS FERROUS CHLORIDE	\$11,465.38	
	2/29/2024	110	9017821133		47,820 LBS FERROUS CHLORIDE	\$10,088.98	
	2/29/2024	110	9017821499		47,140 LBS FERROUS CHLORIDE	\$11,394.44	
	2/29/2024	110	9017822610		47,520 LBS FERROUS CHLORIDE	\$10,060.60	
186728	2/29/2024	110	941423	HASA INC	4940.5 GALS SODIUM HYPOCHLORITE	\$15,555.24	\$45,686.53
	2/29/2024	110	941964		4809 GALS SODIUM HYPOCHLORITE	\$15,141.21	
	2/29/2024	110	941965		4761 GALS SODIUM HYPOCHLORITE	\$14,990.08	

**UNION SANITARY DISTRICT
CHECK REGISTER
02/17/2024-03/01/2024**

Check No.	Date	Dept	Invoice No.	Vendor	Description	Invoice Amt	Check Am
186673	2/22/2024	110	940546	HASA INC	4788 GALS SODIUM HYPOCHLORITE	\$15,075.09	\$44,882.09
	2/22/2024	110	940626		4683 GALS SODIUM HYPOCHLORITE	\$14,744.50	
	2/22/2024	110	941002		4784 GALS SODIUM HYPOCHLORITE	\$15,062.50	
186738	2/29/2024	141	50178	MARK THOMAS & CO INC	CONSTRUCTION INSPECTION SERVICES 01/01/24 -01/28/24	\$32,725.83	\$32,725.83
186702	2/22/2024	143	230039	WOODARD & CURRAN INC	ALVARADO BASIN CAPACITY & CONDITION	\$5,717.50	\$23,487.29
	2/22/2024	143	230068		ALVARADO BASIN CAPACITY & CONDITION	\$17,769.79	
186654	2/22/2024	173	24156	CDW GOVERNMENT LLC	CISCO CONTRACT RENEW	\$4,571.58	\$21,787.98
	2/22/2024	173	46759		MICROSOFT AZURE USAGE/OVERAGE FOR NOV 2023	\$516.13	
	2/22/2024	173	77811		DMARC ANALYZER IMPLEMENTATION AND SUPPORT	\$16,475.00	
	2/22/2024	173	7863		10 MED SWITCHES R&R	\$225.27	
186653	2/22/2024	143	43117	CAROLLO ENGINEERS	PLANT MISCELLANEOUS IMPROVEMENTS	\$17,572.04	\$17,572.04
186672	2/22/2024	173	24HN10002	HALCYON NETWORKS	FULL-TIME DESKTOP SUPPORT IT SERVICES	\$16,000.00	\$16,000.00
186644	2/22/2024	170	5302989	ALL INDUSTRIAL ELECTRIC SUPPLY	1 RAS PUMP 1-5 NEW VFD	\$15,505.00	\$15,505.00
186652	2/22/2024		20240215	STATE OF CALIFORNIA	SALES & USE TAX 01/01/24 - 01/31/2024	\$13,324.55	\$13,324.55
186716	2/29/2024	143	46672	CAROLLO ENGINEERS	PLANT MISCELLANEOUS IMPROVEMENTS	\$12,439.83	\$12,439.83
186650	2/22/2024	170	23362	BLUE SKY ENVIRONMENTAL INC	COGEN 1 & 2 EMISSIONS SOURCE TESTING 2023	\$12,030.00	\$12,030.00
186692	2/22/2024	110	1806500	POLYDYNE INC	42,100 LBS CLARIFLOC WE-539	\$11,656.44	\$11,656.44
186769	2/29/2024	173	70144	WUNDERLICH-MALEC SYSTEMS INC	SCADA UPGRADE	\$11,475.10	\$11,475.10
186694	2/22/2024		3336	REPCOR	21 PIPE PATCH WINTER	\$11,362.95	\$11,362.95

**UNION SANITARY DISTRICT
CHECK REGISTER
02/17/2024-03/01/2024**

Check No.	Date	Dept	Invoice No.	Vendor	Description	Invoice Amt	Check Am
186721	2/29/2024	110	20240296	COMPACTOR MANAGEMENT COMPANY	HAULING AND DISPOSAL OF SEWER DEBRIS	\$10,145.20	\$10,145.20
186651	2/22/2024	141	314904	BURKE, WILLIAMS & SORENSON LLP	CIP - DEC 2023	\$1,198.08	\$9,917.44
	2/22/2024	150	314905		ETSU - DEC 2023	\$1,530.88	
	2/22/2024	150	314906		STANDBY POWER PROJECT - DEC 2023	\$4,193.28	
	2/22/2024	150	315206		GENERAL LEGAL - DEC 2023	\$2,995.20	
186691	2/22/2024	170	140120240209	PACIFIC GAS AND ELECTRIC	SERV TO 02/09/24 IRVINGTON PS	\$9,416.92	\$9,416.92
186750	2/29/2024	130	14113128	PFM ASSET MANAGEMENT LLC	INVESTMENT MANAGEMENT / ADVISORY SERVICES	\$6,933.43	\$6,933.43
186696	2/22/2024	143	2312032	SIEGEL & STRAIN ARCHITECTS	FIELD OPERATIONS BUILDING IMPROVEMENTS	\$6,260.00	\$6,260.00
186675	2/22/2024	143	201180127	HAZEN AND SAWYER	PRIMARY DIGESTER NO. 6 REHABILITATION	\$6,035.00	\$6,035.00
186645	2/22/2024	123	52411	ALLIED FLUID PRODUCTS CORP	3" & 4" HOSES PER AFP QUOTE# QTE25864	\$5,867.24	\$5,867.24

**UNION SANITARY DISTRICT
CHECK REGISTER
02/17/2024-03/01/2024**

Check No.	Date	Dept	Invoice No.	Vendor	Description	Invoice Amt	Check Am
186671	2/22/2024	170	9961510279	GRAINGER INC	ASTD PARTS & MATERIALS	\$95.75	\$5,656.78
	2/22/2024		9961824209		ASTD PARTS & MATERIALS	\$4,107.05	
	2/22/2024	111	9963154035		ASTD PARTS & MATERIALS	\$56.88	
	2/22/2024	111	9964273073		ASTD PARTS & MATERIALS	\$7.07	
	2/22/2024		9964273081		ASTD PARTS & MATERIALS	\$973.97	
	2/22/2024	111	9964424056		ASTD PARTS & MATERIALS	\$32.74	
	2/22/2024	122	9964580170		ASTD PARTS & MATERIALS	\$58.56	
	2/22/2024	122	9967012882		ASTD PARTS & MATERIALS	\$34.34	
	2/22/2024	122	9967012890		ASTD PARTS & MATERIALS	\$18.76	
	2/22/2024	170	9967660433		ASTD PARTS & MATERIALS	\$271.66	
186659	2/22/2024	123	154926	D & L SUPPLY	20 STD MANHOLE AND RISER FRAMES & COVERS	\$4,967.60	\$4,967.60
186720	2/29/2024		191335444	COLORADO WASHINGTON INC COMCAST OF	FIBER INTERNET BACKUP - JAN 2024	\$2,040.71	\$4,111.58
	2/29/2024		193775149		FIBER INTERNET BACKUP - FEB 2024	\$2,070.87	
186708	2/29/2024		2678449	BAKER TILLY US, LLP	IT ORGANIZATIONAL ASSESSMENT 2023	\$4,100.00	\$4,100.00
186749	2/29/2024	170	013720240209	PACIFIC GAS AND ELECTRIC	SERV TO 02/04/24 BOYCE RD PS	\$3,420.80	\$3,839.11
	2/29/2024	170	898220240206		SERV TO 01/30/24 FREMONT PS	\$418.31	
186677	2/22/2024	140	JCZX430	IRON MOUNTAIN	OFF-SITE STORAGE AND SERVICE - FEB 24	\$763.00	\$3,805.29
	2/22/2024	141	JDRP475		OFF-SITE STORAGE AND SERVICE - FEB 24	\$3,042.29	

**UNION SANITARY DISTRICT
CHECK REGISTER
02/17/2024-03/01/2024**

Check No.	Date	Dept	Invoice No.	Vendor	Description	Invoice Amt	Check Am
186683	2/22/2024	122	21916734	MCMASTER SUPPLY INC	ASTD PARTS & MATERIALS	\$882.31	\$3,544.52
	2/22/2024	170	22000486		ASTD PARTS & MATERIALS	\$519.92	
	2/22/2024	172	22092337		ASTD PARTS & MATERIALS	\$895.60	
	2/22/2024	170	22161980		ASTD PARTS & MATERIALS	\$121.76	
	2/22/2024		22165079		ASTD PARTS & MATERIALS	\$793.12	
	2/22/2024	170	22167519		ASTD PARTS & MATERIALS	\$60.71	
	2/22/2024	170	22255804		ASTD PARTS & MATERIALS	\$80.92	
	2/22/2024		22387048		ASTD PARTS & MATERIALS	\$190.18	
186726	2/29/2024	170	99185681	H & E EQUIPMENT SERVICES INC	EQUIPMENT RENTAL 01/24/2024 - 02/20/2024	\$3,346.30	\$3,346.30
186703	2/22/2024	143	5370	WORKSMART AUTOMATION INC	PLANT MISCELLANEOUS IMPROVEMENTS	\$3,029.00	\$3,029.00
186686	2/22/2024	123	19081	MUNICIPAL MAINT EQUIPMENT INC	1 HOSE	\$2,964.69	\$2,964.69
186655	2/22/2024	170	242625	CHARGEPOINT INC	CPCLD - COMMERCIAL-REN 10/2024-03/2025	\$2,885.46	\$2,885.46
186758	2/29/2024	170	72261504	ROSEMOUNT MEASUREMENT INC	1 PRESSURE TRANSMITTER	\$2,801.50	\$2,801.50
186665	2/22/2024	173	2024440	FARALLON GEOGRAPHICS INC	SSC EDITOR REFACTOR TO DIRECT DATABASE INTERACTION	\$462.50	\$2,462.50
	2/22/2024	173	2024444		SSC EDITOR REFACTOR TO DIRECT DATABASE INTERACTION	\$2,000.00	
186685	2/22/2024		2401051473	MOTION INDUSTRIES INC	6 FILTERS	\$670.61	\$2,451.42
	2/22/2024	170	2401051775		ASTD PARTS & MATERIALS	\$551.31	
	2/22/2024	170	2401051895		ASTD PARTS & MATERIALS	\$1,229.50	
186663	2/22/2024	170	293	ENTERPRISE ROOFING SERVICES	BUILDING 56 ROOF REPAIRS	\$2,138.75	\$2,138.75

**UNION SANITARY DISTRICT
CHECK REGISTER
02/17/2024-03/01/2024**

Check No.	Date	Dept	Invoice No.	Vendor	Description	Invoice Amt	Check Am
186647	2/22/2024	121	18179	AMERICAN DISCOUNT SECURITY	01/03/24 -01/31/24 GUARD AT DISTRICT	\$2,031.00	\$2,031.00
186768	2/29/2024	143	230172	WOODARD & CURRAN INC	ALVARADO INFLUENT VALVE BOX REHABILITATION	\$1,815.00	\$1,815.00
186704	2/29/2024	170	5505751049	AIRGAS NCN	CYLINDER RENTAL	\$1,181.32	\$1,736.73
	2/29/2024	122	9146707612		ASTD PARTS & MATERIALS	\$352.93	
	2/29/2024	122	9146707613		ASTD PARTS & MATERIALS	\$202.48	
186742	2/29/2024	171	2524938	MOBILE MODULAR MANAGEMENT CORP	FMC TRAILER RENTAL - FEB 2023	\$1,635.19	\$1,635.19
186697	2/22/2024	170	442938162	TERMINIX COMMERCIAL	PEST CONTROL	\$273.00	\$1,597.00
	2/22/2024	170	442940105		PEST CONTROL	\$148.00	
	2/22/2024	170	442940106		PEST CONTROL	\$1,176.00	
186676	2/22/2024		20240215	TIM HUGHES	COMPUTER NOTE	\$1,520.49	\$1,520.49
186731	2/29/2024	170	1926102011630	INTERSTATE ALL BATTERY CENTER	1 BATTERY	\$444.79	\$1,485.52
	2/29/2024	170	1926102011633		CREDIT: CORE CHARGE	\$-28.00	
	2/29/2024	170	1926102011634		4 BATTERIES \$1091.40 TAXABLE	\$1,216.73	
	2/29/2024	170	1926102011636		CREDIT: CORE CHARGE	\$-148.00	
186648	2/22/2024		5180301412	ARAMARK	UNIFORM LAUNDERING & RUGS	\$564.22	\$1,409.09
	2/22/2024		5180301413		UNIFORM LAUNDERING SERVICE	\$750.88	
	2/22/2024	122	5180301414		ASTD DUST MOPS, WET MOPS & TERRY	\$93.99	

**UNION SANITARY DISTRICT
CHECK REGISTER
02/17/2024-03/01/2024**

Check No.	Date	Dept	Invoice No.	Vendor	Description	Invoice Amt	Check Am
186725	2/29/2024	170	9968717703	GRAINGER INC	ASTD PARTS & MATERIALS	\$126.97	\$1,405.53
	2/29/2024	170	9968717711		ASTD PARTS & MATERIALS	\$53.10	
	2/29/2024		9971177556		ASTD PARTS & MATERIALS	\$872.90	
	2/29/2024	170	9972861760		ASTD PARTS & MATERIALS	\$25.98	
	2/29/2024		9973556872		ASTD PARTS & MATERIALS	\$326.58	
186642	2/22/2024	170	9146182793	AIRGAS NCN	3 CY ARGON	\$1,227.96	\$1,227.96
186680	2/22/2024	173	31106MSA	LOOKINGPOINT INC	LOOKINGPOINT NEXT CARE RENEWAL	\$1,225.00	\$1,225.00
186682	2/22/2024	113	2401854	MCCAMPBELL ANALYTICAL	LAB SAMPLE ANALYSIS	\$288.00	\$1,215.00
	2/22/2024	113	2401956		LAB SAMPLE ANALYSIS	\$317.00	
	2/22/2024	113	2401C43		LAB SAMPLE ANALYSIS	\$470.00	
	2/22/2024	113	2401C44		LAB SAMPLE ANALYSIS	\$84.00	
	2/22/2024	113	2401F24		LAB SAMPLE ANALYSIS	\$56.00	
186707	2/29/2024		5180303910	ARAMARK	UNIFORM LAUNDERING & RUGS	\$499.46	\$1,150.27
	2/29/2024		5180303911		UNIFORM LAUNDERING SERVICE	\$650.81	
186689	2/22/2024		2024011072	NBS	BOND DISCLOSURE SERVICES	\$1,148.18	\$1,148.18
186722	2/29/2024	113	9639269	FISHER SCIENTIFIC	LAB SUPPLIES	\$1,147.15	\$1,147.15
186649	2/22/2024		21234348	AT&T	SERV: 01/10/24 - 02/09/24	\$1,065.48	\$1,065.48

**UNION SANITARY DISTRICT
CHECK REGISTER
02/17/2024-03/01/2024**

Check No.	Date	Dept	Invoice No.	Vendor	Description	Invoice Amt	Check Am
186739	2/29/2024	113	2401F18	MCCAMPBELL ANALYTICAL	LAB SAMPLE ANALYSIS	\$712.00	\$1,056.50
	2/29/2024	113	2401F25		LAB SAMPLE ANALYSIS	\$122.00	
	2/29/2024	113	2401J64		LAB SAMPLE ANALYSIS	\$222.50	
186667	2/22/2024	170	253010	FRANK A OLSEN COMPANY	36 DEZURIK 6" & 8" PLUG STEM PACKING KITS	\$998.89	\$998.89
186693	2/22/2024	170	106893	PRIME MECHANICAL SERVICE INC	MONTHLY MAINTENANCE BLDGS 81, 90, 54 - JAN 24	\$992.00	\$992.00
186681	2/22/2024	170	771097025	MATHESON TRI-GAS INC	MONTHLY CYLINDER RENTAL - NOV 2023	\$301.32	\$923.32
	2/22/2024	170	771099826		MONTHLY CYLINDER RENTAL - DEC 2023	\$311.00	
	2/22/2024	170	771102626		MONTHLY CYLINDER RENTAL - JAN 2024	\$311.00	
186666	2/22/2024	130	28967	FIELDMAN ROLAPP & ASSOCIATES	FINANCIAL ADVISORY SERVICES	\$849.00	\$849.00
186737	2/29/2024		520424	LUBRICATION ENGINEERS INC	GREASE	\$834.04	\$834.04
186756	2/29/2024	170	428522	ROCHESTER MIDLAND CORPORATION	HOT WATER LOOP SERVICE	\$825.28	\$825.28
186670	2/22/2024	122	1841100330	GOODYEAR COMM TIRE & SERV CTRS	2 TIRES	\$824.27	\$824.27
186741	2/29/2024	170	240250	METROMOBILE COMMUNICATIONS INC	RADIO SERVICE - FEB 2024	\$772.91	\$772.91
186732	2/29/2024	120	267872	JACK JAMES TOWING INC	TOW SERVICE: T2374 EASTIN DR TO BOYCE RD	\$742.50	\$742.50
186646	2/22/2024	113	13KJL66X766F	AMAZON.COM LLC	ASTD OFFICE SUPPLIES	\$111.31	\$636.53
	2/22/2024	120	144MXML6XD39		ASTD OFFICE SUPPLIES	\$163.21	
	2/22/2024	120	14DFTYFK9QK4		ASTD OFFICE SUPPLIES	\$234.17	
	2/22/2024	121	19LXQ734G6RL		ASTD OFFICE SUPPLIES	\$53.66	
	2/22/2024	130	19VPW1DG16DY		ASTD OFFICE SUPPLIES	\$74.18	

**UNION SANITARY DISTRICT
CHECK REGISTER
02/17/2024-03/01/2024**

Check No.	Date	Dept	Invoice No.	Vendor	Description	Invoice Amt	Check Am
186690	2/22/2024	122	2840	PACIFIC CRANE INSPECTION	QUARTERLY CRANE INSPECTION	\$600.00	\$600.00
186763	2/29/2024	132	54217	SLOAN SAKAI YEUNG & WONG LLP	SPECIAL COUNSEL SERVICES	\$594.00	\$594.00
186753	2/29/2024	141	1194853	QUADIENT INC	QUARTERLY LEASE FOR NEW POSTAGE MACHINE & ADD ONS, INC E-C	\$588.72	\$588.72
186709	2/29/2024	110	T164850	BAY AREA AIR QUALITY MGMT DIST	PERMIT RENEWAL: BOYCE LS 4/1/2024 - 4/1/2025	\$574.00	\$574.00
186711	2/29/2024	170	138305003001	BUCKLES SMITH ELECTRIC	2- AB 20-HIM-A6 POWERFLEX	\$568.14	\$568.14
186724	2/29/2024	122	1841100171	GOODYEAR COMM TIRE & SERV CTRS	1 TIRE	\$563.57	\$563.57
186754	2/29/2024	113	2024028	QUALITY ASSURANCE SOLUTIONS	LABORATORY CONSULTING SERVICES	\$527.50	\$527.50
186668	2/22/2024		333019	CITY OF FREMONT	PERMIT: IRVINGTON BASIN RCP REHABILITATION	\$527.08	\$527.08
186660	2/22/2024		49439	SATYANARAYANA DASARI	REFUND # 60881	\$500.00	\$500.00
186664	2/22/2024		49611	EXCALIBUR ROOTER & PLUMBING	REFUND # 60894	\$500.00	\$500.00
186678	2/22/2024		49490	SRINIVAS REDDY KANCHARLA	REFUND # 60888	\$500.00	\$500.00
186679	2/22/2024		49575	GLENN KISHIYAMA	REFUND # 60883	\$500.00	\$500.00
186684	2/22/2024		49604	MONARCH PLUMBING & ROOTER INC	REFUND # 60884	\$500.00	\$500.00
186718	2/29/2024		45135	ANIRBAN CHATTERJEE	REFUND # 60903	\$500.00	\$500.00
186723	2/29/2024		49588	ADRIAN GOMEZ	REFUND # 60899	\$500.00	\$500.00
186734	2/29/2024		49599	LARRIETA SANITATION CONST	REFUND # 60909	\$500.00	\$500.00
186743	2/29/2024		43078	YALDA MOJADDIDY	REFUND # 60910	\$500.00	\$500.00
186757	2/29/2024		49560	ROOTER HERO	REFUND # 60904	\$500.00	\$500.00
186762	2/29/2024		33781	BALJIT SINGH	REFUND # 60901	\$500.00	\$500.00

**UNION SANITARY DISTRICT
CHECK REGISTER
02/17/2024-03/01/2024**

Check No.	Date	Dept	Invoice No.	Vendor	Description	Invoice Amt	Check Am
186770	2/29/2024		49374	YANG ZHONG	REFUND # 60905	\$500.00	\$500.00
186715	2/29/2024	113	716635	CALTEST ANALYTICAL LABORATORY	7 LAB SAMPLE ANALYSIS	\$492.66	\$492.66
186736	2/29/2024	120	20240222	MATTHEW LUBINA	EXP REIMB: CS SAFETY RECOGNITION MEAL	\$302.18	\$488.33
	2/29/2024	120	20240226		EXP REIMB: MEAL FOR CSI RECRUITMENT	\$186.15	
186705	2/29/2024		2560574	ALLIANT INSURANCE SERVICES INC	PHYSICAL DAMAGE: 2ND QTR ENDORSEMENT	\$462.00	\$462.00
186730	2/29/2024		10026145	HUBER TECHNOLOGY INC	3 PROXIMITY SWITCHES	\$460.13	\$460.13
186746	2/29/2024	122	245700	NAYLOR STEEL INC	ASTD METAL, STEEL, STAINLESS & ALUMINUM	\$6.27	\$431.15
	2/29/2024	122	245739		ASTD METAL, STEEL, STAINLESS & ALUMINUM	\$424.88	
186669	2/22/2024	144	20240221	MARIAN GONZALEZ	EXP REIMB: P3S CONF - 3 DAYS PER DIEM/MILEAGE/TAXI/HOUSKEEPIN	\$408.31	\$408.31
186657	2/22/2024	150	30046	CITYLEAF INC	PLANT MAINTENANCE - FEB 2024	\$361.65	\$361.65
186752	2/29/2024		192582	PREFERRED ALLIANCE INC	JAN 2024 SERVICE FEE	\$352.98	\$352.98
186747	2/29/2024	120	20240222	SHAWN NESGIS	EXP REIMB: CS SAFETY RECOGNITION MEAL	\$70.36	\$337.36
	2/29/2024	120	20240226		EXP REIMB: CSWI RECRUITMENT	\$267.00	
186688	2/22/2024	170	245614	NAYLOR STEEL INC	ASTD METAL, STEEL, STAINLESS & ALUMINUM	\$140.43	\$320.15
	2/22/2024	170	245640		ASTD METAL, STEEL, STAINLESS & ALUMINUM	\$86.39	
	2/22/2024	122	245643		ASTD METAL, STEEL, STAINLESS & ALUMINUM	\$93.33	
186698	2/22/2024	122	158505	TRI-SIGNAL INTEGRATION INC	FIRE PROTECTION SERVICE - QUARTERLY SPRINKLER SYSTEM INSP	\$312.50	\$312.50
186658	2/22/2024	173	30705118	CORELOGIC INFORMATION SOLUTION	REALQUEST SWM RENEWAL	\$309.00	\$309.00
186740	2/29/2024		22711535	MCMASTER SUPPLY INC	ASTD PARTS & MATERIALS	\$297.78	\$297.78

**UNION SANITARY DISTRICT
CHECK REGISTER
02/17/2024-03/01/2024**

Check No.	Date	Dept	Invoice No.	Vendor	Description	Invoice Amt	Check Am
186735	2/29/2024	170	100840	LIBERTY PROCESS EQUIPMENT INC	TPS PUMP LANTERN RINGS	\$284.03	\$284.03
186729	2/29/2024	122	605367897	HILLYARD/SAN FRANCISCO	ASTD JANITORIAL SUPPLIES	\$261.50	\$261.50
186761	2/29/2024	113	20240226	JOHN SEO	EXP REIMB: CWEA MEMBERSHIP RENEWAL	\$221.00	\$221.00
186727	2/29/2024		3T6912	HARRINGTON INDUSTRIAL PLASTICS	ASTD PARTS & MATERIALS	\$195.20	\$195.20
186661	2/22/2024	123	240204281101	DIRECT LINE TELERESPONSE	AFTER HOURS CALL SERVICE WITH DIRECT LINE TELE RESPONSE	\$185.00	\$185.00
186710	2/29/2024	144	18629510	BLAISDELL'S	ASTD OFFICE SUPPLIES	\$88.49	\$180.43
	2/29/2024	120	18636520		ASTD OFFICE SUPPLIES	\$91.94	
186701	2/22/2024	113	8815136311	VWR INTERNATIONAL LLC	LAB SUPPLIES	\$12.38	\$172.45
	2/22/2024	113	8815164015		LAB SUPPLIES	\$160.07	
186662	2/22/2024	110	90156151630	ENTERPRISE GOV 43-1514861	RENTAL: C. LANZATELLA-CRAIG, PORTLAND OR	\$165.93	\$165.93
186643	2/22/2024		5746204001	ALAMEDA ELECTRICAL DISTR. INC.	ASTD ELECTRICAL SUPPLIES	\$153.83	\$153.83
186714	2/29/2024	136	L0025037846	STATE OF CALIFORNIA	SALES & USE TAX 01/01/24 - 01/31/2024	\$152.71	\$152.71
186687	2/22/2024		20240131	NAPA AUTO PARTS	MONTHLY AUTO PARTS STMT - JAN 2024	\$148.44	\$148.44
186755	2/29/2024		126764	REMOTE SATELLITE SYSTEMS INT'L	IRIDIUM SVC FEE MAR 2024	\$139.90	\$139.90
186767	2/29/2024	113	8815200653	VWR INTERNATIONAL LLC	LAB SUPPLIES	\$133.43	\$133.43
186706	2/29/2024	120	1J71JY9GXJK7	AMAZON.COM LLC	ASTD OFFICE SUPPLIES	\$55.76	\$123.52
	2/29/2024	170	1N9K1XYLV9C		ASTD OFFICE SUPPLIES	\$28.77	
	2/29/2024		1XQKPCVJVPFD		ASTD OFFICE SUPPLIES	\$38.99	
186748	2/29/2024	132	224344	OCCU-MED LTD	1 EMPLOYMENT MEDICAL EVALUATIONS	\$100.00	\$100.00

**UNION SANITARY DISTRICT
CHECK REGISTER
02/17/2024-03/01/2024**

Check No.	Date	Dept	Invoice No.	Vendor	Description	Invoice Amt	Check Am
186695	2/22/2024	120	20240220	JOEL SALDANA	EXP REIMB: DOT PHYSICAL	\$90.00	\$90.00
186712	2/29/2024	120	20240215	STUART BULLIS	EXP REIMB: DOT PHYSICAL	\$90.00	\$90.00
186759	2/29/2024	170	85340220240222	SAN FRANCISCO WATER DEPT	SERVICE 01/20/24 - 02/20/24	\$89.42	\$89.42
186700	2/22/2024	136	98XW53044	UPS - UNITED PARCEL SERVICE	SHIPPING CHARGES W/E 01/27/24	\$89.35	\$89.35
186713	2/29/2024	150	315301	BURKE, WILLIAMS & SORENSON LLP	CLAIMS - JAN 2024	\$69.68	\$69.68
186674	2/22/2024	170	43725	HAYWARD PIPE AND SUPPLY	ASTD PARTS & MATERIALS	\$63.50	\$63.50
186764	2/29/2024		20240222	KAROLINE TERRAZAS	EXP REIMB: MEETING SNACKS FOR TRAINING	\$37.06	\$62.06
	2/29/2024	132	20240222.1		EXP REIMB: CWEA SPEAKERS ACADEMY REGISTRATION	\$25.00	
186699	2/22/2024	150	443033	ULTRAEX LLC	COURIER SVCS: 1 BOARDMEMBER DELIVERY - 01/17/24	\$56.30	\$56.30
186766	2/29/2024		9955520167	VERIZON WIRELESS	WIRELESS SERV 01/02/24-02/02/24	\$52.35	\$52.35
186744	2/29/2024	122	6636	MORSE HYDRAULICS USA LLC	ASTD PARTS & MATERIALS	\$49.56	\$49.56
186656	2/22/2024	143	1904573777	CINTAS CORPORATION	TEAM JACKET - A. MUJSCE	\$45.51	\$45.51
186765	2/29/2024	136	98XW53054	UPS - UNITED PARCEL SERVICE	SHIPPING CHARGES W/E 02/03/24	\$40.60	\$40.60
186745	2/29/2024	170	2401052867	MOTION INDUSTRIES INC	ASTD PARTS & MATERIALS	\$33.14	\$33.14
186760	2/29/2024		2184558001	SAN LEANDRO ELECTRIC SUPPLY	ASTD ELECTRICAL SUPPLIES	\$14.38	\$14.38

**UNION SANITARY DISTRICT
CHECK REGISTER
02/17/2024-03/01/2024**

Check No.	Date	Dept	Invoice No.	Vendor	Description	Invoice Amt	Check Am
Invoices:					Checks:		
Credit Memos :			2	-176.00			
\$0 - \$1,000 :			135	43,797.94	\$0 - \$1,000 :	72	27,438.97
\$1,000 - \$10,000 :			43	136,188.50	\$1,000 - \$10,000 :	38	120,405.62
\$10,000 - \$100,000 :			28	491,061.77	\$10,000 - \$100,000 :	18	523,027.62
Over \$100,000 :			1	232,401.96	Over \$100,000 :	1	232,401.96
Total:			209	903,274.17	Total:	129	903,274.17